

Independent Auditor's Report

To the Members of PAVNA AUTO ENGINEERING PVT LTD.

Report on the Audit of the Standalone Financial Statements

Opinion

We have audited the Ind AS financial statements of PAVNA AUTO ENGINEERING PVT LTD ("the Company"), which comprise the balance sheet as at 31st March 2023, and the statement of Profit and Loss and statement of cash flows for the year then ended, and notes to the financial statements, including a summary of significant accounting policies and other explanatory information.

In our opinion and to the best of our information and according to the explanations given to us, the aforesaid financial statements give the information required by the Act in the manner so required and give a true and fair view in conformity with the accounting principles generally accepted in India, of the state of affairs of the Company as at 31st March, 2023, its profit and its cash flows for the year ended on that date.

Basis for Opinion

We conducted our audit in accordance with the Standards on Auditing (SAs) specified under section 143(10) of the Companies Act, 2013. Our responsibilities under those Standards are further described in the Auditor's Responsibilities for the Audit of the Financial Statements section of our report. We are independent of the Company in accordance with the Code of Ethics issued by the Institute of Chartered Accountants of India together with the ethical requirements that are relevant to our audit of the financial statements under the provisions of the Companies Act, 2013 and the Rules there under, and we have fulfilled our other ethical responsibilities in accordance with these requirements and the Code of Ethics. We believe that the audit evidence we have obtained is sufficient and appropriate to provide a basis for our opinion.

Key Audit Matters

Key audit matters are those matters that, in our professional judgment, were of most significance in our audit of the standalone financial statements of the current period. We have determined that there are no key matters to be mentioned in our Audit Report.

Information other than the financial statements and auditors' report thereon

The Company's board of directors is responsible for the preparation of the other information. The other information comprises the information included in the Board's Report including Annexures to Board's Report but does not include the financial statements and our auditor's report thereon.

Our opinion on the financial statements does not cover the other information and we do not express any form of assurance conclusion thereon.



In connection with our audit of the financial statements, our responsibility is to read the other information and, in doing so, consider whether the other information is materially inconsistent with the financial statements or our knowledge obtained during the course of our audit or otherwise appears to be materially misstated.

If, based on the work we have performed, we conclude that there is a material misstatement of this other information, we are required to report that fact. We have nothing to report in this regard.

Responsibilities of Management and Those Charged with Governance for the Standalone Financial Statements

The Company's Board of Directors is responsible for the matters stated in section 134(5) of the Companies Act, 2013 ("the Act") with respect to the preparation of these financial statements that give a true and fair view of the financial position, financial performance and cash flows of the Company in accordance with the accounting principles generally accepted in India, including the accounting Standards specified under section 133 of the Act. This responsibility also includes maintenance of adequate accounting records in accordance with the provisions of the Act for safeguarding of the assets of the Company and for preventing and detecting frauds and other irregularities; selection and application of appropriate accounting policies; making judgments and estimates that are reasonable and prudent; and design, implementation and maintenance of adequate internal financial controls, that were operating effectively for ensuring the accuracy and completeness of the accounting records, relevant to the preparation and presentation of the financial statements that give a true and fair view and are free from material misstatement, whether due to fraud or error.

In preparing the financial statements, management is responsible for assessing the Company's ability to continue as a going concern, disclosing, as applicable, matters related to going concern and using the going concern basis of accounting unless management either intends to liquidate the Company or to cease operations, or has no realistic alternative but to do so.

Those Board of Directors are also responsible for overseeing the Company's financial reporting process.

Auditor's Responsibilities for the Audit of the Financial Statements

Our objectives are to obtain reasonable assurance about whether the financial statements as a whole are free from material misstatement, whether due to fraud or error, and to issue an auditor's report that includes our opinion. Reasonable assurance is a high level of assurance, but is not a guarantee that an audit conducted in accordance with SAs will always detect a material misstatement when it exists. Misstatements can arise from fraud or error and are considered material if, individually or in the aggregate, they could reasonably be expected to influence the economic decisions of users taken on the basis of these financial statements.



As part of an audit in accordance with SAs, we exercise professional judgment and maintain professional skepticism throughout the audit. We also:

- Identify and assess the risks of material misstatement of the financial statements, whether due to fraud or error, design and perform audit procedures responsive to those risks, and obtain audit evidence that is sufficient and appropriate to provide a basis for our opinion. The risk of not detecting a material misstatement resulting from fraud is higher than for one resulting from error, as fraud may involve collusion, forgery, intentional omissions, misrepresentations, or the override of internal control.
- Obtain an understanding of internal control relevant to the audit in order to design audit procedures that are appropriate in the circumstances. Under section 143(3)(i) of the Companies Act, 2013, we are also responsible for expressing our opinion on whether the company has adequate internal financial controls system in place and the operating effectiveness of such controls.
- Evaluate the appropriateness of accounting policies used and the reasonableness of accounting estimates and related disclosures made by management.
- Conclude on the appropriateness of management's use of the going concern basis of accounting and, based on the audit evidence obtained, whether a material uncertainty exists related to events or conditions that may cast significant doubt on the Company's ability to continue as a going concern. If we conclude that a material uncertainty exists, we are required to draw attention in our auditor's report to the related disclosures in the financial statements or, if such disclosures are inadequate, to modify our opinion. Our conclusions are based on the audit evidence obtained up to the date of our auditor's report. However, future events or conditions may cause the Company to cease to continue as a going concern.
- Evaluate the overall presentation, structure and content of the financial statements, including the disclosures, and whether the financial statements represent the underlying transactions and events in a manner that achieves fair presentation.

Materiality is the magnitude of misstatements in the standalone financial statements that, individually or in aggregate, makes it probable that the economic decisions of a reasonably knowledgeable user of the standalone financial statements may be influenced. We consider quantitative materiality and qualitative factors in (i) planning the scope of our audit work and in evaluating the results of our work; and (ii) to evaluate the effect of any identified misstatements in the standalone financial statements.

We communicate with those charged with governance regarding, among other matters, the planned scope and timing of the audit and significant audit findings, including any significant deficiencies in internal control that we identify during our audit.

We also provide those charged with governance with a statement that we have complied with relevant ethical requirements regarding independence, and to communicate with them all relationships and other matters that may reasonably be thought to bear on our independence, and where applicable, related safeguards.



Report on Other Legal and Regulatory Requirements

1. As required by the Companies (Auditor's Report) Order, 2020 ("the Order"), issued by the Central Government of India in terms of sub-section (11) of section 143 of the Companies Act, 2013, we give in the 'Annexure A', a statement on the matters specified in paragraphs 3 and 4 of the Order, to the extent applicable.
2. As required by Section 143 (3) of the Act, we report that:
 - a) We have sought and obtained all the information and explanations which to the best of our knowledge and belief were necessary for the purposes of our audit.
 - b) In our opinion, proper books of account as required by law have been kept by the Company so far as it appears from our examination of those books.
 - c) The Balance Sheet, the Statement of Profit and Loss and the Cash Flow Statement dealt with by this Report are in agreement with the books of account.
 - d) In our opinion, the aforesaid financial statements comply with the Accounting Standards specified under Section 133 of the Act, read with Rule 7 of the Companies (Accounts) Rules, 2014.
 - e) On the basis of the written representations received from the directors as on 31st March, 2023 taken on record by the Board of Directors, none of the directors is disqualified as on 31st March, 2023 from being appointed as a director in terms of Section 164 (2) of the Act.
 - f) With respect to the adequacy of the internal financial controls with reference to financial statements of the Company and the operating effectiveness of such controls, refer to our separate Report in 'Annexure B'.
 - g) With respect to the other matters to be included in the Auditor's report in accordance with the requirements of Sec 197(16) of the Act as amended, we report that Section 197 is not applicable to a private company. Hence reporting as per Section 197(16) is not required.
 - h) With respect to the other matters to be included in the Auditor's Report in accordance with Rule 11 of the Companies (Audit and Auditors) Rules, 2014, in our opinion and to the best of our information and according to the explanations given to us:
 - i. The Company does not have any pending litigations which would impact its financial position.
 - ii. The Company did not have any long-term contracts including derivative contracts for which there were any material foreseeable losses.
 - iii. There were no amounts which were required to be transferred to the Investor Education and Protection Fund by the Company.
 - iv. (a) The management has represented that, to the best of it's knowledge and belief, other than as disclosed in the notes to the accounts, no funds have been advanced or loaned or invested (either from borrowed funds or share premium or any other sources or kind of funds) by the company to or in any other person(s) or entity(ies), including foreign entities ("Intermediaries"), with the understanding, whether recorded in writing or otherwise, that the Intermediary shall, whether, directly or indirectly lend or invest in other persons or entities identified in any manner whatsoever by or on behalf of the company ("Ultimate Beneficiaries") or provide any guarantee, security or the like on behalf of the Ultimate Beneficiaries;



(b) The management has represented, that, to the best of it's knowledge and belief, other than as disclosed in the notes to the accounts, no funds have been received by the company from any person(s) or entity(ies), including foreign entities ("Funding Parties"), with the understanding, whether recorded in writing or otherwise, that the company shall, whether, directly or indirectly, lend or invest in other persons or entities identified in any manner whatsoever by or on behalf of the Funding Party ("Ultimate Beneficiaries") or provide any guarantee, security or the like on behalf of the Ultimate Beneficiaries; and


(c) Based on such audit procedures that have been considered reasonable and appropriate in the circumstances, nothing has come to our notice that has caused us to believe that the representations under sub-clause (i) and (ii) of Rule 11(e), as provided under (a) and (b) above, contain any material mis-statement.

v. No dividend have been declared or paid during the year by the company.

Place:-ALIGARH
Date: 25/05/2023
UDIN:
23073299BGSQLT8838



For ARUN VARSHNEY AND ASSOCIATES
Chartered Accountants
FRN: 0005560C


CA. ARUN KUMAR
(PARTNER)
Membership No. 073299

Annexure 'A'


The Annexure referred to in paragraph 1 of Our Report on "Other Legal and Regulatory Requirements".

We report that:

- (i) (a) (A) The company has maintained proper records showing full particulars, including quantitative details and situation of Property, Plant and Equipment;
(B) The company has maintained proper records showing full particulars of intangible assets;
 - (b) According to the information and explanations given to us and on the basis of our examination of the records of the Company, the Property, Plant and Equipment have been physically verified by the management at reasonable intervals; no material discrepancies were noticed on such verification;
 - (c) According to the information and explanations given to us and on the basis of our examination of the records of the Company, the title deeds of all the immovable properties (other than properties where the company is the lessee and the lease agreements are duly executed in favour of the lessee) disclosed in the financial statements are held in the name of the company.
 - (d) According to the information and explanations given to us and on the basis of our examination of the records of the Company, there are no proceedings have been initiated or are pending against the company for holding any benami property under the Benami Transactions (Prohibition) Act, 1988 (45 of 1988) and rules made thereunder.
- (ii) (a) As explained to us & on the basis of the records examined by us, in our opinion, physical verification of inventory has been conducted at reasonable intervals by the management. In our opinion, the coverage and procedure of such verification by the management is appropriate. No discrepancy of 10% or more in the aggregate for each class of inventory were noticed on physical verification of stocks by the management as compared to book records.
 - (b) According to the information and explanations given to us and on the basis of our examination of the records of the Company, the company has not been sanctioned during any point of time of the year, working capital limits in excess of five crore rupees, in aggregate, from banks or financial institutions on the basis of security of current assets and hence reporting under clause 3(ii)(b) of the Order is not applicable.



- (iii) According to the information and explanations given to us and on the basis of our examination of the records of the company, the company has not made investments in, nor provided any guarantee or security or granted any loans or advances in the nature of loans, secured or unsecured, to companies, firms, Limited Liability Partnerships or any other parties during the year. Accordingly, provisions of clause 3(iii)(a), 3(iii)(b), 3(iii)(c), 3(iii)(d), 3(iii)(e) and 3(iii)(f) of the Order are not applicable to the Company.
- (a) According to the information and explanations given to us and on the basis of our examination of the records of the Company, in the case of loans and advance in the nature of loan given, in our opinion the repayment of principal and payment of interest has been stipulated and the repayments or receipts have been regular.
- (b) According to the information and explanations given to us and on the basis of our examination of the records of the Company, there are no overdue amounts for more than 90 days in respect of the loans granted to the parties
- (c) According to the information and explanations given to us and on the basis of our examination of the records of the Company, no loan or advance in the nature of loan granted which has fallen due during the year, has been renewed or extended or fresh loans granted to settle the overdues of existing loans given to the same parties
- (d) According to the information and explanations given to us and on the basis of our examination of the records of the Company, the company has not granted any loans or advances in the nature of loans either repayable on demand or without specifying any terms or period of repayment.
- (iv) According to the information and explanations given to us and on the basis of our examination of the records, in respect of loans, investments, guarantees, and security, provisions of section 185 and 186 of the Companies Act, 2013 have been complied with.
- (v) The company has not accepted any deposits or amounts which are deemed to be deposits covered under sections 73 to 76 of the Companies Act, 2013. Accordingly, clause 3(v) of the Order is not applicable.
- (vi) As per information & explanation given by the management, maintenance of cost records has been specified by the Central Government under sub-section (1) of section 148 of the Companies Act and such accounts and records have been so made and maintained;
- (vii) (a) According to the information and explanations given to us and on the basis of our examination of the records of the company, the company is regular in depositing undisputed statutory dues including Goods and Services Tax, provident fund, employees' state insurance, income-tax, sales-tax, service tax, duty of customs, duty of excise, value added tax, cess and any other statutory dues to the appropriate authorities. According to the information and explanation given to us there were no



outstanding statutory dues as on 31st of March, 2023 for a period of more than six months from the date they became payable.

- (b) According to the information and explanations given to us and on the basis of our examination of the records of the company, there is no statutory dues referred to in sub-clause (a) that have not been deposited on account of any dispute
- (viii) According to the information and explanations given to us and on the basis of our examination of the records of the company, the Company has not surrendered or disclosed any transactions, previously unrecorded as income in the books of account, in the tax assessments under the Income Tax Act, 1961 as income during the year.
- (ix) (a) According to the information and explanations given to us and on the basis of our examination of the records of the company, the company has not defaulted in repayment of loans or other borrowings or in the payment of interest thereon to any lender . According to the information and explanations given to us and on the basis of our examination of the records of the company, the company has not been declared a willful defaulter by any bank or financial institution or other lender;
- (b) According to the information and explanations given to us by the management, the Company has utilized the money obtained by way of term loans during the year for the purposes for which they were obtained,
- (c) According to the information and explanations given to us and on an overall examination of the balance sheet of the Company, we report that no funds raised on short term basis have been used for long term purposes by the company.
- (d) The Company does not hold any investment in any subsidiary, associate or joint venture (as defined under the Act) during the year ended 31 March 23. Accordingly, clause 3(ix)(e) is not applicable.
- (e) The Company does not hold any investment in any subsidiary, associate or joint venture (as defined under the Act) during the year ended 31 March 23. Accordingly, clause 3(ix)(f) is not applicable.
- (x) (a) The company has not raised any money by way of initial public offer or further public offer (including debt instruments) during the year. Accordingly, clause 3(x)(a) of the Order is not applicable.
- (b) According to the information and explanations given to us and on the basis of our examination of the records of the Company, the company has not made any preferential allotment or private placement of shares or convertible debentures (fully, partially or optionally convertible) during the year. Accordingly, clause 3(x)(b) of the Order is not applicable.
- (xi) (a) Based on examination of the books and records of the Company and according to the information and explanations given to us , no fraud by the company or any fraud on the company has been noticed or reported during the course of audit.



- (b) According to the information and explanations given to us, no report under sub-section (12) of section 143 of the Companies Act has been filed by the auditors in Form ADT-4 as prescribed under rule 13 of Companies (Audit and Auditors) Rules, 2014 with the Central Government;
- (c) According to the information and explanations given to us by the management, no whistle-blower complaints had been received by the company.
- (d) The company is not a Nidhi Company. Accordingly, clause 3(xii)(a), 3(xii)(b) and 3(xii)(c) of the Order is not applicable.
- (xii) In our opinion and according to the information and explanations given to us, all transactions with the related parties are in compliance with sections 177 and 188 of Companies Act, where applicable and the details have been disclosed in the financial statements, as required by the applicable accounting standards;
- (xiii) (a) In our opinion and based on our examination, the company does not require to have an internal audit system. Accordingly, clause 3(xiv)(a), of the Order is not applicable
- (b) Based on information and explanations provided to us, no internal audit had been conducted of the company. Accordingly, clause 3(xiv)(a), of the Order is not applicable
- (xiv) In our opinion and according to the information and explanations given to us, the company has not entered into any non-cash transactions with directors or persons connected with him and hence, provisions of Section 192 of the Companies Act, 2013 are not applicable to the Company
- (xv) (a) In our Opinion and based on our examination, the Company is not required to be registered under section 45-IA of the Reserve Bank of India Act, 1934 (2 of 1934). Accordingly, clause 3(xvi)(a) of the Order is not applicable.
- (b) In our Opinion and based on our examination, the Company has not conducted any Non-Banking Financial or Housing Finance activities without a valid Certificate of Registration (CoR) from the Reserve Bank of India as per the Reserve Bank of India Act, 1934. Accordingly, clause 3(xvi)(b) of the Order is not applicable. ,
- (c) In our Opinion and based on our examination, the Company is not a Core Investment Company (CIC) as defined in the regulations made by the




Reserve Bank of India. Accordingly, clause 3(xvi)(c) of the Order is not applicable.

- (d) According to the information and explanations given by the management, the Group does not have not more than one CIC as part of the Group.
- (xvi) Based on our examination, the company has not incurred cash losses in the financial year and in the immediately preceding financial year.
- (xvii) There has been no resignation of the statutory auditors during the year. Accordingly, clause 3(xviii) of the Order is not applicable.
- (xviii) According to the information and explanations given to us and on the basis of the financial ratios, ageing and expected dates of realisation of financial assets and payment of financial liabilities, our knowledge of the Board of Directors and management plans and based on our examination of the evidence supporting the assumptions, nothing has come to our attention, which causes us to believe that any material uncertainty exists as on the date of the audit report that company is not capable of meeting its liabilities existing at the date of balance sheet as and when they fall due within a period of one year from the balance sheet date. We, however, state that this is not an assurance as to the future viability of the company. We further state that our reporting is based on the facts up to the date of the audit report and we neither give any guarantee nor any assurance that all liabilities falling due within a period of one year from the balance sheet date, will get discharged by the company as and when they fall due.
- (xix) Based on our examination, the provision of section 135 are not applicable on the company. Accordingly, clauses 3(xx)(a) and 3(xx)(b) of the Order are not applicable.
- (xx) The company is not required to prepare Consolidate financial statement hence this clause is not applicable.

Place:-ALIGARH
Date: 29/05/2023



For ARUN VARSHNEY AND ASSOCIATES
Chartered Accountants
FRN: 0005560C



CA. ARUN KUMAR
(PARTNER)
Membership No. 073299

Report on Internal Financial Controls with reference to financial statements

Report on the Internal Financial Controls under Clause (i) of Sub-section 3 of Section 143 of the Companies Act, 2013 ("the Act")

We have audited the internal financial controls over financial reporting of PAVNA AUTO ENGINEERING PVT LTD ("the Company") as of March 31, 2023 in conjunction with our audit of the financial statements of the Company for the year ended on that date.

Management's Responsibility for Internal Financial Controls

The Company's management is responsible for establishing and maintaining internal financial controls based on the internal control over financial reporting criteria established by the Company considering the essential components of internal control stated in the Guidance Note on Audit of Internal Financial Controls Over Financial Reporting issued by the Institute of Chartered Accountants of India. These responsibilities include the design, implementation and maintenance of adequate internal financial controls that were operating effectively for ensuring the orderly and efficient conduct of its business, including adherence to company's policies, the safeguarding of its assets, the prevention and detection of frauds and errors, the accuracy and completeness of the accounting records, and the timely preparation of reliable financial information, as required under the Companies Act, 2013.

Auditors' Responsibility

Our responsibility is to express an opinion on the Company's internal financial controls over financial reporting based on our audit. We conducted our audit in accordance with the Guidance Note on Audit of Internal Financial Controls Over Financial Reporting (the "Guidance Note") and the Standards on Auditing, issued by ICAI and deemed to be prescribed under section 143(10) of the Companies Act, 2013, to the extent applicable to an audit of internal financial controls, both applicable to an audit of Internal Financial Controls and, both issued by the Institute of Chartered Accountants of India. Those Standards and the Guidance Note require that we comply with ethical requirements and plan and perform the audit to obtain reasonable assurance about whether adequate internal financial controls over financial reporting was established and maintained and if such controls operated effectively in all material respects.

Our audit involves performing procedures to obtain audit evidence about the adequacy of the internal financial controls system over financial reporting and their operating effectiveness. Our audit of internal financial controls over financial reporting included obtaining an understanding of internal financial controls over financial reporting, assessing the risk that a material weakness exists, and testing and evaluating the design and operating effectiveness of internal control based on the assessed risk. The procedures selected depend on the auditor's judgement, including the assessment of the risks of material misstatement of the financial statements,



whether due to fraud or error.

We believe that the audit evidence we have obtained is sufficient and appropriate to provide a basis for our audit opinion on the Company's internal financial controls system over financial reporting.

Meaning of Internal Financial Controls Over Financial Reporting

A company's internal financial control over financial reporting is a process designed to provide reasonable assurance regarding the reliability of financial reporting and the preparation of financial statements for external purposes in accordance with generally accepted accounting principles. A company's internal financial control over financial reporting includes those policies and procedures that

1. pertain to the maintenance of records that, in reasonable detail, accurately and fairly reflect the transactions and dispositions of the assets of the company;
2. provide reasonable assurance that transactions are recorded as necessary to permit preparation of financial statements in accordance with generally accepted accounting principles, and that receipts and expenditures of the company are being made only in accordance with authorisations of management and directors of the company; and
3. provide reasonable assurance regarding prevention or timely detection of unauthorized acquisition, use, or disposition of the company's assets that could have a material effect on the financial statements.

Inherent Limitations of Internal Financial Controls Over Financial Reporting

Because of the inherent limitations of internal financial controls over financial reporting, including the possibility of collusion or improper management override of controls, material misstatements due to error or fraud may occur and not be detected. Also, projections of any evaluation of the internal financial controls over financial reporting to future periods are subject to the risk that the internal financial control over financial reporting may become inadequate because of changes in conditions, or that the degree of compliance with the policies or procedures may deteriorate.


Opinion

In our opinion, the Company has, in all material respects, an adequate internal financial controls system over financial reporting and such internal financial controls over financial reporting were operating effectively as at March 31, 2023, based on the internal control over financial reporting criteria established by the Company considering the essential components of internal control stated in the Guidance Note on Audit of Internal Financial Controls Over Financial Reporting issued by the Institute of Chartered Accountants of India.

Place:-ALIGARH
Date: 25/05/2023
UDIN:
23073299BGSQTL8838



For ARUN VARSHNEY AND ASSOCIATES
Chartered Accountants
FRN: 0005560C


CA. ARUN KUMAR
(PARTNER)
Membership No. 073299

Note 1: Corporate Information

Pavna Auto Engineering Private Limited ('PAEPL' or 'the company') is a Private Limited Company having its registered office at Pala Sahibabad road, Aligarh was incorporated in India on 19 April 1994 under the Provision of Companies Act 2013. The Company engaged in business of manufacturing of Fuel Cock Assemble, Die Cast component and Auto Parts in India.

Note 2:
Statement of Compliance: In accordance with the notification issued by Ministry of Corporate Affairs, the Company has adopted Indian Accounting Standards (referred to as "Ind AS") notified under the Companies (Indian Accounting Standards) Rules, 2015 with effect from 29 July 2020, the date of incorporation.

Basis of Preparation:
These financial statements have been prepared in accordance with Ind AS as notified under the Companies (Indian Accounting Standards) Rules, 2015 read with section 133 of the Companies Act, 2013 and relevant presentation requirements of the Companies Act 2013. The financial statements have been prepared in accordance with the historical cost convention except for certain financial instruments that are measured at fair value as required under relevant Ind AS. The financial statements are presented in ₹ and all values are rounded to the nearest Lacs upto two decimal places except otherwise stated.

Note 2.1: Significant accounting policies
a) Significant accounting judgements, estimates and assumptions

The preparation of the Company's financial statements requires management to make judgements, estimates and assumptions that affect the reported amounts of revenues, expenses, assets and liabilities, and the accompanying disclosures, and the disclosure of contingent liabilities. Uncertainty about these assumptions and estimates could result in outcomes that require a material adjustment to the carrying amount of assets or liabilities affected in future periods.

Judgements:
In the process of applying the Company's accounting policies, management has made the following judgements, which have the most significant effect on the amounts recognised in the financial statements:

Useful lives of property, plant and equipment
The Company reviews the useful life of property, plant and equipment at the end of each reporting period. This reassessment may result in change in depreciation expense in future periods.

Estimates and Assumptions:
The key assumptions concerning the future and other key sources of estimation uncertainty at the reporting date, that have a significant risk of causing a material adjustment to the carrying amounts of assets and liabilities within the next financial year, are described below. The Company based its assumptions and estimates on parameters available when the financial statements were prepared. Existing circumstances and assumptions about future developments, however, may change due to market changes or circumstances arising that are beyond the control of the Company. Such changes are reflected in the assumptions when they occur.

Recoverability of deferred taxes
In assessing the recoverability of deferred tax assets, management considers whether it is probable that taxable profit will be available against which the losses can be utilised. The ultimate realisation of deferred tax assets is dependent upon the generation of future taxable income during the periods in which the temporary differences become deductible. Management considers the projected future taxable income and tax planning strategies in making this assessment.

b) Current versus non-current classification

The Company presents assets and liabilities in the balance sheet based on current/ non-current classification.
Assets:
An asset is treated as current when it is:
a) Expected to be realised or intended to be sold or consumed in normal operating cycle.
b) Held primarily for the purpose of trading
c) Expected to be realised within twelve months after the reporting period, or
d) Cash or cash equivalent unless restricted from being exchanged or used to settle a liability for at least twelve months after the reporting period.
All other assets are classified as non-current.

Liabilities:
A liability is current when:
(a) It is expected to be settled in normal operating cycle
(b) It is held primarily for the purpose of trading
(c) It is due to be settled within twelve months after the reporting period, or
(d) There is no unconditional right to defer the settlement of the liability for at least twelve months after the reporting period
All other liabilities are classified as non-current.

Deferred tax assets and liabilities are classified as non-current assets and liabilities.
Operating cycle: The operating cycle is the time between the acquisition of assets for processing and their realisation in cash and cash equivalents. The Company has identified twelve months as its operating cycle.

c) Property, Plant and Equipment

Property, plant and equipment and capital work in progress are stated at cost less accumulated depreciation and accumulated impairment losses, if any. Such cost includes expenditure that is directly attributable to the acquisition of the asset. The cost of self-constructed assets includes the cost of materials and direct services, any other costs directly attributable to bringing the assets to its working condition for their intended use and cost of replacing part of the plant and equipment and borrowing costs for long-term construction projects if the recognition criteria are met. The present value of the expected cost for the decommissioning of an asset after its use is included in the cost of the respective asset if the recognition criteria for a provision are met. An item of property, plant and equipment and any significant part initially recognised is de-recognised upon disposal or when no future economic benefits are expected from its use. Any gain or loss arising on de-recognition of the asset (calculated as the difference between the net disposal proceeds and the carrying amount of the asset) is included in the statement of profit and loss within other income.

Depreciation: Depreciation is to be provided using the Straight Line Method as per useful life specified in schedule II to the Companies Act, 2013. Depreciation is calculated on a pro-rata basis from the date of additions. On assets sold, discarded, etc. during the year, depreciation is provided up to the date of sale/discard. Further, the Schedule II to the Companies Act, 2013 requires that useful life and depreciation for significant components of an asset should be determined separately. The identification of significant components is matter of technical judgement and is to be decided on case to case basis; wherever applicable.



Pavna Auto Engineering Private Limited

Notes to financial statements for the year ended 31 March 2023

The company has used following rates to Provide depreciation which coincides with the rates indicated with schedule II of the act on its property, plant and Equipment:

Asset Category	Useful Lives estimate by the management (Years)
Factory Buildings	30 Years
Plant and Machinery	8 Years
Computer	3 Years
Office Equipment	10 Years
Furniture and Fixtures	10 Years
Commercial Vehicles	8 Years

Subsequent costs: The cost of replacing a part of an item of property, plant and equipment is to be recognised in the carrying amount of the item of property, plant and equipment, if it is probable that the future economic benefits embodied within the part will flow to the Company and its cost can be measured reliably with the carrying amount of the replaced part getting derecognised. The cost for day-to-day servicing of property, plant and equipment to be recognised in statement of profit and loss as and when incurred.

Capital work in progress: Capital work in progress comprises the cost of fixed assets that are not ready for their intended use at the reporting date.

d) Intangible assets

Recognition and measurement

Intangible assets that are acquired by the Company to be measured initially at cost. Intangible assets with finite useful lives are measured at cost less accumulated amortisation and accumulated impairment losses, if any. Software purchased by the Company are amortized on a straight line basis over 5 Years.

Amounts paid towards technical know-how fees for specifically identified projects/products being development expenditure incurred towards product design is carried forward based on assessment of benefits arising from such expenditure. Such expenditure is amortized over the period of expected future sales from the related product, i.e. the estimated period of 60 to 72 months on straight line basis based on past trends, commencing from the month of commencement of commercial production.

e) Borrowing costs

Borrowing costs consists of interest and amortization of ancillary costs that an entity incurs in connection with the borrowing of funds.

Borrowing costs directly attributable to the acquisition, construction or production of an asset that necessarily takes a substantial period of time to get ready for its intended use or sale are capitalised as part of the cost of the asset. All other borrowing costs are expensed in the period in which they occur. Borrowing costs consist of interest and other costs that an entity incurs in connection with the borrowing of funds. Borrowing cost also includes exchange differences to the extent regarded as an adjustment to the borrowing costs.

f) Foreign currencies

Functional and presentational currency

The Company's financial statements are presented in Indian Rupees (₹) which is also the Company's functional currency. Functional currency is the currency of the primary economic environment in which a Company operates and is normally the currency in which the Company primarily generates and expends cash. All the financial information presented in ` except where otherwise stated.

Transactions and balances

Transactions in foreign currencies are initially recorded by the Company at the functional currency spot rates at the date the transaction first qualifies for recognition.

Monetary assets and liabilities denominated in foreign currencies are translated at the functional currency spot rates of exchange at the reporting date. Differences arising on settlement or translation of monetary items are recognised in statement of profit and loss.

Non-monetary assets and liabilities denominated in foreign currencies that are measured at fair value are retranslated to the functional currency at the exchange rate at the date that the fair value was determined. Non-monetary items that are measured in terms of historical cost in a foreign currency are translated using the exchange rate at the date of the transaction.

g) Derivative (Forward contract)

Derivatives are initially recognised at fair value at the date the derivative contracts are entered into and are subsequently remeasured to their fair value at the end of each reporting period. The resulting gain or loss is recognised in profit or loss immediately.

h) Revenue Recognition

Revenue to be recognised to the extent that it is probable that the economic benefits will flow to the Company and the revenue can be reliably measured. Revenue to be measured at the fair value of the consideration received or receivable, taking into account contractually defined terms of payment and excluding taxes or duties collected on behalf of the government.

Sale of goods

The Company recognized revenue when (or as) a performance obligation was satisfied, i.e. when 'control' of the goods underlying the particular performance obligation were transferred to the customer. Further, revenue from sale of goods is recognized based on a 5-Step Methodology which is as follows:

Step 1: Identify the contract(s) with a customer

Step 2: Identify the performance obligation in contract

Step 3: Determine the transaction price

Step 4: Allocate the transaction price to the performance obligations in the contract

Step 5: Recognise revenue when (or as) the entity satisfies a performance obligation

Revenue is measured based on the transaction price, which is the consideration, adjusted for volume discounts, service level credits, performance bonuses, price concessions and incentives, if any, as specified in the contract with the customer. Revenue also excludes taxes collected from customers.

Contract assets are recognised when there is excess of revenue earned over billings on contracts. Contract assets are classified as unbilled receivables (only act of invoicing is pending) when there is unconditional right to receive cash, and only passage of time is required, as per contractual terms. Unearned or deferred revenue is recognised when there is billings in excess of revenues.

Contracts are subject to modification to account for changes in contract specification and requirements. The Company reviews modification to contract in conjunction with the original contract, basis which the transaction price could be allocated to a new performance obligation, or transaction price of an existing obligation could undergo a change. In the event transaction price is revised for existing obligation, a cumulative adjustment is accounted for.



Pavna Auto Engineering Private Limited

Notes to financial statements for the year ended 31 March 2023

Use of significant judgements in revenue recognition:

- a) The Company's contracts with customers could include promises to transfer products to a customer. The Company assesses the products promised in a contract and identifies distinct performance obligations in the contract. Identification of distinct performance obligation involves judgement to determine the deliverables and the ability of the customer to benefit independently from such deliverables.
- b) Judgement is also required to determine the transaction price for the contract. The transaction price could be either a fixed amount of customer consideration or variable consideration with elements such as volume discounts, service level credits, performance bonuses, price concessions and incentives. The transaction price is also adjusted for the effects of the time value of money if the contract includes a significant financing component. Any consideration payable to the customer is adjusted to the transaction price, unless it is a payment for a distinct product or service from the customer. The estimated amount of variable consideration is adjusted in the transaction price only to the extent that it is highly probable that a significant reversal in the amount of cumulative revenue recognised will not occur and is reassessed at the end of each reporting period. The Company allocates the elements of variable considerations to all the performance obligations of the contract unless there is observable evidence that they pertain to one or more distinct performance obligations.
- c) The Company uses judgement to determine an appropriate standalone selling price for a performance obligation. The Company allocates the transaction price to each performance obligation on the basis of the relative standalone selling price of each distinct product or service promised in the contract.
- d) The Company exercises judgement in determining whether the performance obligation is satisfied at a point in time or over a period of time. The Company considers indicators such as how customer consumes benefits as services are rendered or who controls the asset as it is being created or existence of enforceable right to payment for performance to date and alternate use of such product or service, transfer of significant risks and rewards to the customer, acceptance of delivery by the customer, etc.

Rendering of services

Revenue from services rendered is recognized in profit or loss in proportion to the stage of completion of the transaction at the reporting date. The stage of completion is assessed by reference to surveys of work performed.

Job work and development charges are recognized upon full completion of the job work and development services and when all the significant risks and rewards of ownership of the goods have been passed to the buyer, on delivery of the goods and no significant uncertainty exists regarding the collection of the consideration.

Interest income

For all debt instruments measured either at amortized cost or at fair value through other comprehensive income, interest income is recorded using the effective interest rate (EIR). EIR is the rate that exactly discounts the estimated future cash payments or receipts over the expected life of the financial instrument or a shorter period, where appropriate, to the gross carrying amount of the financial asset or to the amortized cost of a financial liability. When calculating the effective interest rate, the Company estimates the expected cash flows by considering all the contractual terms of the financial instrument (for example, prepayment, extension, call and similar options) but does not consider the expected credit losses. Interest income is included in the statement of profit and loss

i) Inventories

Inventories are stated at lower of cost and net realisable value. Cost is determined using the first in, first out basis. The cost of finished goods and work in progress comprises raw materials, direct labour, other direct costs and related production overheads. Net realisable value is the estimated selling price in the ordinary course of business, less the estimated costs of completion and the estimated costs necessary to make the sale. The Cost in case of Work-in-Progress and finished goods to be inclusive of allocable manufacturing overheads. The Provision for obsolescence to be made whenever necessary.

j) Leases

Finance lease

Leases of property, plant and equipment are classified as finance leases where the lessor has substantially transferred all the risks and rewards of ownership to the Company.

Operating lease

Leases in which a significant portion of the risks and rewards of ownership are not transferred to the Company as lessee are classified as operating leases. Payments made under operating leases (net of any incentives received from the lessor) are charged to profit or loss on a straight-line basis over the period of the lease unless the payments are structured to increase in line with expected general inflation to compensate for the lessor's expected inflationary cost increases.

Indian Accounting Standard (Ind AS) 116, Leases, was notified as part of the Companies (Indian Accounting Standards) (Amendment) Rules, 2019, issued by the Ministry of Corporate Affairs, Government of India, vide notification dated March 30, 2019. These Rules came into force w.e.f. April 1, 2019. Accordingly, Ind AS 116, comes into effect in respect of annual reporting periods beginning on or after 1st April, 2019.

k) Employee's Benefits

Short Term Employee Benefits: All employee benefits expected to be settled wholly within twelve months of rendering the service are classified as short-term employee benefits. When an employee has rendered service to the Company during an accounting period, the Company recognises the undiscounted amount of short-term employee benefits expected to be paid in exchange for that service as an expense unless another Ind AS requires or permits the inclusion of the benefits in the cost of an asset. Benefits such as salaries, wages and short-term compensated absences, bonus and ex-gratia etc. are recognised in statement of profit and loss in the period in which the employee renders the related service.

A liability is recognised for the amount expected to be paid after deducting any amount already paid under short-term cash bonus or profit-sharing plans if the Company has a present legal or constructive obligation to pay this amount as a result of past service provided by the employee, and the obligation can be estimated reliably. If the amount already paid exceeds the undiscounted amount of the benefits, the Company recognises that excess as an asset /prepaid expense to the extent that the prepayment will lead to, for example, a reduction in future payments or a cash refund.

Defined contribution plan

A defined contribution plan is a post-employment benefit plan under which an entity pays fixed contributions to a statutory authority and will have no legal or constructive obligation to pay further amounts.

Retirement benefits in the form of Provident Fund is a defined contribution scheme and contributions paid/payable towards Provident Fund and Employee state insurance scheme (ESI) are recognised as an expense in the statement of profit and loss during the period in which the employee renders the related service.

Defined benefit plan

A defined benefit plan is a post-employment benefit plan other than a defined contribution plan.

The Company has an obligation towards gratuity, a defined benefit retirement plan covering eligible employees. The plan provides for a lump sum payment to vested employees at retirement, death while in employment or on termination of employment of an amount based on the respective employee's salary and the tenure of employment. Vesting occurs upon completion of five years of service. The Company accounts for the liability for gratuity benefits payable in future based on an independent actuarial valuation report using the projected unit credit method as at the year end.

The obligations are measured at the present value of the estimated future cash flows. The discount rate is generally based upon the market yields available on Government bonds at the reporting date with a term that matches that of the liabilities.

Re-measurements, comprising actuarial gains and losses, the effect of the changes to the asset ceiling (if applicable) and the return on plan assets (excluding interest and if applicable), is reflected immediately in Other Comprehensive Income in the statement of profit and loss. All other expenses related to defined benefit plans are recognised in statement of profit and loss as employee benefit expenses. Re-measurements recognised in Other Comprehensive Income will not be reclassified to statement of profit and loss hence it is treated as part of retained earnings in the statement of changes in equity. Gains or losses on the curtailment or settlement of any defined benefit plan are recognised when the curtailment or settlement occurs. Curtailment gains and losses are accounted for as past service costs.



Pavna Auto Engineering Private Limited

Notes to financial statements for the year ended 31 March 2023

Other Long Term Employee Benefits

As per the Company's policy, eligible leaves can be accumulated by the employees and carried forward to future periods to either be utilised during the service, or encashed. Encashment can be made during the service, on early retirement, on withdrawal of scheme, at resignation by employee and upon death of employee. The scale of benefits is determined based on the seniority and the respective employee's salary. The Company records an obligation for such compensated absences in the period in which the employee renders the services that increase this entitlement. The obligation is measured on the basis of independent actuarial valuation using the projected unit credit method.

Re-measurements, comprising actuarial gains and losses, the effect of the changes to the asset ceiling (if applicable) and the return on plan assets (excluding interest and if applicable), is reflected immediately in Other Comprehensive Income in the statement of profit and loss. All other expenses related to defined benefit plans are recognised in statement of profit and loss as employee benefit expenses. Re-measurements recognised in Other Comprehensive Income will not be reclassified to statement of profit and loss hence it is treated as part of retained earnings in the statement of changes in equity. Gains or losses on the curtailment or settlement of any defined benefit plan are recognised when the curtailment or settlement occurs. Curtailment gains and losses are accounted for as past service costs.

l) Provisions

General

Provisions are recognised when the Company has a present obligation (legal or constructive) as a result of a past event, it is probable that an outflow of resources embodying economic benefits will be required to settle the obligation and a reliable estimate can be made of the amount of the obligation.

When the Company expects some or all of a provision to be reimbursed, the reimbursement is recognised as a separate asset, but only when the reimbursement is virtually certain.

The expense relating to a provision is presented in the statement of profit and loss, net of any reimbursement. If the effect of the time value of money is material, provisions are discounted using a current pre-tax rate that reflects, when appropriate, the risks specific to the liability. The unwinding of discount is recognised in the statement of profit and loss as a finance cost.

Provisions are reviewed at the end of each reporting period and adjusted to reflect the current best estimate. If it is no longer probable that an outflow of resources would be required to settle the obligation, the provision is reversed.

m) Financial instruments

A financial instrument is a contract that gives rise to a financial asset for one entity and a financial liability or equity instrument for another entity.

Financial Assets

Initial recognition and measurement

All financial assets are recognised initially at fair value plus, in the case of financial assets not recorded at fair value through profit or loss, transaction costs that are attributable to the acquisition of the financial asset.

Subsequent measurement

For purposes of subsequent measurement, financial assets are classified in four categories:

- Debt instruments at amortised cost
- Debt instruments at fair value through other comprehensive income (FVTOCI)
- Debt instruments, derivatives and equity instruments at fair value through profit and loss (FVTPL)
- Equity instruments measured at fair value through other comprehensive income (FVTOCI)

De-recognition

A financial asset (or, where applicable, a part of a financial asset) is primarily derecognised (i.e. removed from the Company's Balance Sheet) when:

- (i) The contractual rights to receive cash flows from the asset has expired, or
- (ii) The Company has transferred its contractual rights to receive cash flows from the financial asset or has assumed an obligation to pay the received cash flows in full without material delay to a third party under a 'pass-through' arrangement; and either (a) the Company has transferred substantially all the risks and rewards of the asset, or (b) the Company has neither transferred nor retained substantially all the risks and rewards of the asset, but has transferred control of the asset.

Financial Liabilities

Initial recognition and measurement

Financial liabilities are classified, at initial recognition, as financial liabilities at fair value through profit or loss.

All financial liabilities are recognised initially at fair value and, in the case of loans and borrowings and payables, net of directly attributable transaction costs.

The Company's financial liabilities include trade and other payables, security deposits received etc.

Subsequent measurement

For purposes of subsequent measurement, financial liabilities are classified in two categories:

- Financial liabilities at amortised cost
- Financial liabilities at fair value through profit and loss (FVTPL)

De-recognition

A financial liability is derecognised when the obligation under the liability is discharged or cancelled or expires. When an existing financial liability is replaced by another from the same lender on substantially different terms or the terms of an existing liability are substantially modified, such an exchange or modification is treated as the de-recognition of the original liability and the recognition of a new liability. The difference in the respective carrying amounts is recognised in the statement of profit and loss.

n) Impairment of financial assets

In accordance with Ind-AS 109, the Company applies expected credit loss (ECL) model for measurement and recognition of impairment loss on the following financial assets and credit risk exposure:

Financial assets that are debt instruments, and are initially measured at fair value with subsequent measurement at amortised cost e.g., trade and other receivables, security deposits, loan to employees, etc.

The Company to be follows 'simplified approach' for recognition of impairment loss allowance for trade receivables.

The application of simplified approach does not require the Company to track changes in credit risk. Rather, it to be recognises impairment loss allowance based on lifetime ECLs at each reporting date, right from its initial recognition.

ECL is the difference between all contractual cash flows that are due to the group in accordance with the contract and all the cash flows that the entity expects to receive (i.e., all cash shortfalls), discounted at the original effective interest rate.

As a practical expedient, the Company uses a provision matrix to determine impairment loss allowance on portfolio of its trade receivables. The provision matrix is based on its historically observed default rates over the expected life of the trade receivables and is adjusted for forward-looking estimates. At every reporting date, the historically observed default rates are updated and changes in the forward-looking estimates are analysed.

ECL impairment loss allowance (or reversal) recognized during the period is recognized as income/ expense in the statement of profit and loss.



Pavna Auto Engineering Private Limited

Notes to financial statements for the year ended 31 March 2023

o) Impairment of non-financial assets

The carrying amounts of the Company's non-financial assets, other than deferred tax assets, are reviewed at the end of each reporting period to determine whether there is any indication of impairment. If any such indication exists, then the asset's recoverable amount is estimated.

The recoverable amount of an asset or cash-generating unit ('CGU') is the greater of its value in use or its fair value less costs to sell. In assessing value in use, the estimated future cash flows are discounted to their present value using a pre-tax discount rate that reflects current market assessments of the time value of money and the risks specific to the asset or CGU. For the purpose of impairment testing, assets that cannot be tested individually are grouped together into the smallest group of assets that generates cash inflows from continuing use that are largely independent of the cash inflows of other assets or groups of assets ('CGU').

An impairment loss is recognized, if the carrying amount of an asset or its CGU exceeds its estimated recoverable amount and is recognised in statement of profit and loss. Impairment losses recognised in prior periods are assessed at end of each reporting period for any indications that the loss has decreased or no longer exists. An impairment loss is reversed if there has been a change in the estimates used to determine the recoverable amount. An impairment loss is reversed only to the extent that the asset's carrying amount does not exceed the carrying amount that would have been determined, net of depreciation or amortisation, if no impairment loss had been recognised.

p) Fair value measurement

Fair value is the price that would be received to sell an asset or paid to transfer a liability in an orderly transaction between market participants at the measurement date. The fair value measurement is based on the presumption that the transaction to sell the asset or transfer the liability takes place either:

- (a) In the principal market for the asset or liability, or
- (b) In the absence of a principal market, in the most advantageous market for the asset or liability

The principal or the most advantageous market must be accessible by the Company. The fair value of an asset or a liability is measured using the assumptions that market participants would use when pricing the asset or liability, assuming that market participants act in their economic best interest.

A fair value measurement of a non-financial asset takes into account a market participant's ability to generate economic benefits by using the asset in its highest and best use or by selling it to another market participant that would use the asset in its highest and best use.

The Company uses valuation techniques that are appropriate in the circumstances and for which sufficient data are available to measure fair value, maximising the use of relevant observable inputs and minimising the use of unobservable inputs.

All assets and liabilities for which fair value is measured or disclosed in the financial statements are categorised within the fair value hierarchy, described as follows, based on the lowest level input that is significant to the fair value measurement as a whole:

- Level 1 — Quoted (unadjusted) market prices in active markets for identical assets or liabilities
- Level 2 — Valuation techniques for which the lowest level input that is significant to the fair value measurement is directly or indirectly observable
- Level 3 — Valuation techniques for which the lowest level input that is significant to the fair value measurement is unobservable

For assets and liabilities that are recognised in the financial statements on a recurring basis, the Company determines whether transfers have occurred between levels in the hierarchy by re-assessing categorisation (based on the lowest level input that is significant to the fair value measurement as a whole) at the end of each reporting period.

q) Taxes

Current income tax

Current income tax assets and liabilities are measured at the amount expected to be recovered from or paid to the taxation authorities. The tax rates and tax laws used to compute the amount are those that are enacted or substantively enacted, at the reporting date.

Current income tax relating to items recognized outside profit or loss is recognized outside profit or loss (either in other comprehensive income (OCI) or in equity). Current tax items are recognized in correlation to the underlying transaction either in OCI or directly in equity. Management periodically evaluates positions taken in the tax returns with respect to situations in which applicable tax regulations are subject to interpretation and establishes provisions where appropriate.

Deferred tax

Deferred tax assets and liabilities are measured at the tax rates that are expected to apply in the year when the asset is realised or the liability is settled, based on tax rates (and tax laws) that have been enacted or substantively enacted at the reporting date.

Deferred tax relating to items recognised outside profit or loss is recognised outside profit or loss (either in other comprehensive income or in equity). Deferred tax items are recognised in correlation to the underlying transaction either in OCI or directly in equity.

Deferred tax assets and deferred tax liabilities are offset if a legally enforceable right exists to set off current tax assets against current tax liabilities and the deferred taxes relate to the same taxable entity and the same taxation authority.

r) Cash and cash equivalents

Cash and cash equivalent in the balance sheet comprise cash at banks and on hand and short-term deposits with an original maturity of three months or less, which are subject to an insignificant risk of changes in value.

For the purpose of the statement of cash flows, cash and cash equivalents consist of cash balance on hand, cash balance at banks and short-term deposits, as defined above, net of outstanding bank overdrafts as they are considered an integral part of the Company's cash management.

s) Earnings per share (EPS)

Basic EPS amounts are calculated by dividing the profit for the year attributable to the shareholders of the Company by the weighted average number of equity shares outstanding as at the end of reporting period.

Diluted EPS amounts are calculated by dividing the profit attributable to the shareholders of the Company by the weighted average number of equity shares outstanding during the year plus the weighted average number of Equity shares that would be issued on conversion of all the dilutive potential equity shares into equity shares.

t) Contingent liabilities and contingent assets

A contingent liability exists when there is a possible but not probable obligation, or a present obligation that may, but probably will not, require an outflow of resources, or a present obligation whose amount cannot be estimated reliably. Contingent liabilities do not warrant provisions, but are disclosed unless the possibility of outflow of resources is remote. Contingent assets are neither recognised nor disclosed in the financial statements. However, contingent assets are assessed continually and if it is virtually certain that an inflow of economic benefits will arise, the asset and related income are recognised in the period in which the change occurs.

For Arun Varshney & Associates
Chartered Accountants
Firm's Registration No.: 005560C

Arun Kumar
Partner
Membership No.: 073299

Place: Aligarh
Date: 25/05/2023



For and on behalf of the Board of Directors
Pavna Auto Engineering Private Limited

Swapnil Jain
Director
DIN: 01542555

Priya Jain
Director
DIN: 03355623

Pavna Auto Engineering Private Limited
Balance Sheet as at 31 March 2023
(All amounts are in lacs(₹), unless otherwise specified)

	Note	As at 31 March 2023	As at 31 March 2022	As at 1 April 2021
ASSETS				
Non-current assets				
Property, plant and equipment	3A	336.09	357.34	391.63
Right of Use assets	3B	46.89	53.59	60.29
Financial assets				
Investments		-	-	-
Others	1	459.90	442.37	436.69
Other Non Current assets	2	116.89	136.35	155.81
Deferred tax Assets(net)	3	22.50	20.18	20.69
		<u>982.27</u>	<u>1,009.83</u>	<u>1,065.11</u>
Current assets				
Inventories	4	1,255.00	1,224.36	550.85
Financial assets				
Trade Receivable	5	667.58	710.27	1,086.62
Cash and cash equivalents	6	3.39	10.88	9.67
Other Bank Balances	7	-	11.78	-
Loans	8	-	-	-
Others	9	-	-	-
Income tax assets (net)	10	(1.60)	8.09	3.05
Other current assets	11	141.20	108.02	211.76
Total current assets		<u>2,065.58</u>	<u>2,073.40</u>	<u>1,861.94</u>
Total assets		<u><u>3,047.84</u></u>	<u><u>3,083.23</u></u>	<u><u>2,927.05</u></u>
EQUITY AND LIABILITIES				
Equity				
Equity share capital	12	60.90	60.90	60.90
Other equity	13	1,755.84	1,695.95	1,514.31
Total equity		<u>1,816.74</u>	<u>1,756.85</u>	<u>1,575.21</u>
Non current liabilities				
Financial liabilities				
Long term Borrowing	14	61.77	99.73	230.38
Lease liabilities	3B	47.06	52.62	57.68
Other Non current financial liabilities		-	-	-
Provisions	15	38.90	39.12	29.55
Deferred tax liabilities (net)		-	-	-
		<u>147.73</u>	<u>191.47</u>	<u>317.60</u>
Current liabilities				
Financial liabilities				
Borrowings	14	547.38	534.01	488.39
Lease Liabilities	3B	5.56	5.06	4.60
Trade payables	16	-	-	-
Total outstanding dues of micro enterprises and small enterprises		-	-	-
Total outstanding dues of creditors other than micro and small enterprises		394.84	442.90	436.01
Other financial liabilities	17	70.26	81.56	26.89
Other current liabilities	18	6.57	17.13	23.25
Income Tax liabilities	19	-	-	-
Short term provisions	20	58.77	54.25	55.10
Total current liabilities		<u>1,083.37</u>	<u>1,134.91</u>	<u>1,034.24</u>
Total equity and liabilities		<u><u>3,047.84</u></u>	<u><u>3,083.23</u></u>	<u><u>2,927.05</u></u>

The accompanying notes form an integral part of these financial statements.
This is the Balance Sheet referred to in our report of even date.

For Arun Varshney & Associates
Chartered Accountants
Firm's Registration No.: 005560C

Arun Kumar
Partner
Membership No.: 073299



For and on behalf of the Board of Directors
Pavna Auto Engineering Private Limited

Swapnil Jain
Director
DIN: 01542555

Priya Jain
Director
DIN: 03355623

Place: Aligarh
Date: 25/05/2023

Pavna Auto Engineering Private Limited
Statement of Profit and Loss for the year ended 31 March 2023
(All amounts are in lacs(₹), unless otherwise specified)

	Note	For the year ended 31 March 2023	For the year ended 31 March 2022
Revenue:			
Revenue from operations	21	3,619.16	4,687.33
Other income	22	18.71	17.92
Total income		3,637.87	4,705.25
Expenses:			
Cost of materials consumed	23	2,532.13	3,333.29
Change in Inventory of finished goods	27	(12.26)	(269.39)
Employee benefits expense	25	550.36	565.91
Finance costs	26	81.40	88.73
Depreciation and Amortisation Expenses	27	58.92	57.89
Other expenses	28	357.79	689.35
Total expenses		3,568.34	4,465.77
Profit/(Loss) before tax		69.53	239.48
Tax expense:			
Current tax	29	21.32	63.22
Deferred tax credit		(4.92)	(0.97)
Earlier years tax adjustments (net)		-	-
Mat Credit adjustments		-	-
Total tax expense		16.40	62.25
Profit/(Loss) for the year		53.13	177.24
Other comprehensive income			
Items that will not be reclassified to profit or loss			
Re-measurements of the defined benefit plans		9.36	5.89
Income tax relating to above item		(2.60)	(1.48)
Other comprehensive income / (loss)		6.76	4.41
Total comprehensive Profit / (loss) for the year		59.89	181.65
Earnings per equity share (₹ 10 per share)			
Basic and diluted	30	0.87	2.91

The accompanying notes form an integral part of these financial statements.
This is the Statement of Profit and Loss referred to in our report of even date.

For **Arun Varshney & Associates**
Chartered Accountants
Firm's Registration No.: 005560C


Arun Kumar
Partner
Membership No.: 073299



For and on behalf of the Board of Directors
Pavna Auto Engineering Private Limited


Swarnil Jain
Director
DIN: 01542555


Priya Jain
Director
DIN: 03355623

Place: Aligarh
Date: 25/05/2023

Pavna Auto Engineering Private Limited
Cash flow statement for the year ended 31 March 2023
(All amounts are in lacs(₹), unless otherwise specified)

	For the year ended 31 March 2023	For the year ended 31 March 2022
A Cash flow from operating activities		
Profit/(Loss) before tax	69.53	239.48
Adjustments for:		
Depreciation and amortisation expense	52.22	51.19
Depreciation and amortisation expense on ROU	6.70	6.70
Interest income on bank deposits	(0.39)	(0.66)
Interest income on loan	-	-
Loss/(Profit) on sale of PPE	3.80	-
Interest expense on Lease liabilities	5.26	5.72
Interest expense on borrowings	56.67	63.55
Operating profit before working capital changes	193.80	365.98
Movement in working capital		
Inventories	(30.64)	(673.51)
Trade Receivables	42.69	376.35
Loans	-	-
Other financial assets	(5.76)	(17.45)
Other current & Non current assets	(13.72)	123.20
Other financial liabilities	(11.30)	54.67
Other current & non current liabilities	(10.56)	(6.12)
Provision	13.66	14.60
Trade payables	(48.07)	6.90
Cash used in operating activities post working capital changes	130.10	244.62
Income tax paid (net)	(11.63)	(68.26)
Net cash used in operating activities (A)	118.47	176.36
B Cash flows from investing activities		
Purchase of property, plant and equipment	(40.77)	(16.91)
Sale of property, plant and equipment	6.00	-
Investment made in subsidiaries	-	-
Interest received	0.39	0.66
Net cash used in investing activities (B)	(34.37)	(16.24)
C Cash flows from financing activities		
Proceeds from issue of share capital	-	-
Finance cost paid	(56.67)	(63.55)
Payment of Lease liabilities	(10.32)	(10.32)
Repayment of borrowing	(24.59)	(85.03)
Proceeds from borrowings	-	-
Net cash flows from financing activities (C)	(91.58)	(158.90)
Net increase in cash and cash equivalents (A+B+C)	(7.49)	1.21
Cash and cash equivalents at the beginning of the year	10.88	9.67
Cash and cash equivalents at the end of the year	3.39	10.88

Note:


(i) The above cash flow statement has been prepared under the "Indirect method" as set out in the Indian Accounting Standard (Ind AS-7) statement of cash flow.

(ii) Reconciliation of liabilities arising from financing activities under Ind As 7

	For the year ended 31 March 2023	For the year ended 31 March 2022
Short term borrowings		
Balance at the beginning of the year	633.74	718.77
Cash flow	(24.59)	(85.03)
Non cash changes	-	-
Interest cost	-	-
Balance at the end of the year	609.15	633.74


The accompanying notes form an integral part of these financial statements
This is statement of cash flows referred to in our report of even date

For Arun Varshney & Associates
Chartered Accountants
Firm's Registration No.: 005560C


Arun Kumar
Partner
Membership No.: 073299



For and on behalf of the Board of Directors
Pavna Auto Engineering Private Limited


Swapnil Jain
Director
DIN: 01542555


Priya Jain
Director
DIN: 03355623

Place: Aligarh
Date: 25/05/2023

Pavna Auto Engineering Private Limited

Summary of significant accounting policies and other explanatory information for the year ended 31 March 2023

(All amounts are in lacs(₹), unless otherwise specified)

3A Property, plant and equipment

Particulars	Plant and Machinery	Office Equipment	Furniture and fixtures	Computer	Vehicle	Total
Gross block						
Balance as at 1 April 2020	157.50	13.22	16.67	27.90	53.99	269.27
Additions	134	0	-	1	219	354.02
Disposals	-	-	-	-	-	-
Balance as at 31 March 2021	291.19	13.34	16.67	29.07	273.02	623.29
Additions	2	-	-	-	15	16.91
Disposals	-	-	-	-	-	-
Balance as at 31 March 2022	293.22	13.34	16.67	29.07	287.90	640.19
Additions	-	-	-	-	40.77	40.77
Disposals	-	-	-	-	(19.70)	(19.70)
Balance as at 31 March 2023	293.22	13.34	16.67	29.07	308.96	661.26
Accumulated depreciation						
Balance as at 1 April 2020	125.51	11.65	15.28	26.28	35.14	213.87
Charge for the year	14.29	0.16	0.35	0.31	2.70	17.80
Disposals	-	-	-	-	-	-
Balance as at 31 March 2021	139.80	11.81	15.62	26.59	37.84	231.66
Charge for the year	20.29	0.17	0.15	0.49	30.10	51.19
Disposals	-	-	-	-	-	-
Balance as at 31 March 2022	160.09	11.98	15.77	27.08	67.94	282.85
Charge for the year	19.98	0.14	0.03	0.40	31.66	52.22
Disposals	-	-	-	-	(9.90)	(9.90)
Balance as at 31 March 2023	180.07	12.12	15.80	27.48	89.70	325.17
Net block						
Net block as at 31 March 2021	151.40	1.53	1.05	2.48	235.18	391.63
Net block as at 31 March 2022	133.13	1.36	0.90	1.99	219.96	357.34
Net block as at 31 March 2023	113.15	1.22	0.87	1.59	219.26	336.09



Pavna Auto Engineering Private Limited

Summary of significant accounting policies and other explanatory information for the year ended 31 March 202

(All amounts are in lacs(₹), unless otherwise specified)

3B Leases

(i) Right of Use Assets

Particulars	Buildings	Total
As at 1 April 2021	66.99	66.99
Additions	-	-
Deletions	-	-
As at 31 March 2022	66.99	66.99
Additions		
Deletions		
As at 31 March 2023	66.99	66.99
Accumulated Depreciation		
As at 1 April 2021	6.70	6.70
Charges during the year	6.70	6.70
Deletions	-	-
As at 31 March 2022	13.40	13.40
Charges during the year	6.70	6.70
Deletions		
As at 31 March 2023	20.10	20.10
Net Carrying Value		
As at 1 April 2021	60.29	60.29
As at 31 March 2022	53.59	53.59
As at 31 March 2023	46.89	46.89

(ii) Lease Liabilities

Particulars	Current	Non Current	Total
As at 1 April 2021	4.60	57.68	62.28
Additions	-	-	-
Accretions of interest	-	5.72	5.72
Payments of lease liabilities	(4.60)	(5.72)	(10.32)
Deletions	-	-	-
Re-classification from non current to current	5.06	(5.06)	-
As at 31 March 2022	5.06	52.62	57.68
Additions			
Accretions of interest		5.26	5.26
Payments of lease liabilities	(5.06)	(5.26)	(10.32)
Deletions			-
Re-classification from non current to current	5.56	(5.56)	-
As at 31 March 2023	5.56	47.06	52.62



Pavna Auto Engineering Private Limited
Statement of Changes in Equity for the year ended 31 March 2023
(All amounts are in lacs(₹), unless otherwise specified)

A. Equity share capital*

Particulars	Opening balance as at 1st April 2020	Changes in equity share capital during the year	Balance as at 31 March 2021
Equity share capital	52.56	(8.34)	60.90

Particulars	Opening balance as at 31 March 2021	Changes in equity share capital during the year	Balance as at 31 March 2022
Equity share capital	60.90	-	60.90

Particulars	Opening balance as at 31 March 2022	Changes in equity share capital during the year	Balance as at 31 March 2023
Equity share capital	60.90	-	60.90

B. Other equity**

Particulars	Reserves and Surplus			OCI	Total
	Security Premium	Retained Earnings	General Reserve	Remeasurement of defined benefit plans	
Balance as at 1 April 2020	477.41	708.63	6.00	-	1,192.03
Transferred from Surplus in Statement of Profit and Loss		(0.25)	0.25		-
Securities Premium due to issue of shares	176.44	-	-		176.44
Profit/ (Loss) for the year	-	147.80	-	-	147.80
Other comprehensive income for the year (net of tax impact)	-	-	-	(1.96)	(1.96)
Balance as at 31 March 2021	653.84	856.18	6.25	(1.96)	1,514.31
Transferred from Surplus in Statement of Profit and Loss		(0.25)	0.25		-
Profit/ (Loss) for the year	-	177.24	-	-	177.24
Other comprehensive income for the year (net of tax impact)	-	-	-	4.41	4.41
Balance as at 31 March 2022	653.84	1,033.16	6.50	2.44	1,695.95
Profit/ (Loss) for the year	-	53.13	-	-	53.13
Other comprehensive income for the year (net of tax impact)	-	-	-	6.76	6.76
Balance as at 31 March 2023	653.84	1,086.30	6.50	9.20	1,755.84

*Refer note 14 for details

**Refer note 15 for details

The accompanying notes form an integral part of these financial statements.
This is statement of changes in equity referred to in our report of even date

For Arun Varshney & Associates
Chartered Accountants
Firm's Registration No.: 005560C

Arun Kumar
Partner
Membership No.: 073299



For and on behalf of the Board of Directors
Pavna Auto Engineering Private Limited

Swapnil Jain
Director
DIN: 01542555

Priya Jain
Director
DIN: 03355623

Place: Aligarh
Date: 25/05/2023

Pavna Auto Engineering Private Limited

Summary of significant accounting policies and other explanatory information for the year ended 31 March 2023

(All amounts are in lacs(₹), unless otherwise specified)

	As at 31 March 2023	As at 31 March 2022	As at 1 April 2021
1 Other non current financial assets			
Margin money deposits	-	-	11.18
Security deposits	-	-	-
- Unsecured considered good	459.90	442.37	425.51
- Unsecured considered doubtful	-	-	-
	<u>459.90</u>	<u>442.37</u>	<u>436.69</u>
2 Other non current assets			
Prepaid expense	116.89	136.35	155.81
	<u>116.89</u>	<u>136.35</u>	<u>155.81</u>
3 Deferred tax Asset (net)			
Deferred tax			
Property, plant and equipment	(4.87)	(5.83)	(4.32)
Unused business losses	-	-	-
Origination and reversal of temporary difference	23.60	23.50	23.55
Effect of adoption of Ind AS ...	-	-	-
Others	3.76	2.51	1.46
	<u>22.50</u>	<u>20.18</u>	<u>20.69</u>

(i) Movement in deferred tax liabilities (net)

Particulars	31 March 2022	Recognised/ reversed through profit and loss	Recognised in other comprehensive income	31 March 2023
Assets/ (Liabilities)				
Property, plant and equipment	(5.83)	0.96	-	(4.87)
Unused business losses	-	-	-	-
Origination and reversal of temporary difference	23.50	2.71	(2.60)	23.60
Effect of adoption of Ind AS 115	-	-	-	-
Others	2.51	1.26	-	3.76
Total	20.18	4.92	(2.60)	22.50

Particulars	31 March 2021	Recognised/ reversed through profit and loss	Recognised in other comprehensive income	31 March 2022
Assets/ (Liabilities)				
Property, plant and equipment	(4.32)	(1.50)	-	(5.83)
Unused business losses	-	-	-	-
Origination and reversal of temporary difference	23.55	1.43	(1.48)	23.50
Effect of adoption of Ind AS 115	-	-	-	-
Others	1.46	1.04	-	2.51
Total	20.69	0.97	(1.48)	20.18

Particulars	1 April 2020	Recognised/ reversed through profit and loss	Recognised in other comprehensive income	31 March 2021
Assets/ (Liabilities)				
Property, plant and equipment	3.85	(8.18)	-	(4.32)
Unused business losses	-	-	-	-
Origination and reversal of temporary difference	21.83	0.96	0.76	23.55
Effect of adoption of Ind AS 115	-	-	-	-
Others	-	1.46	-	1.46
Total	25.68	(5.75)	0.76	20.69

4 Inventories

(Valued at lower of cost or net realisable value, unless otherwise stated)

	As at 31 March 2023	As at 31 March 2022	As at 1 April 2021
Finished Goods	-	-	-
Raw Materials	702.80	685.64	291.95
Work in Progress	502.00	489.74	220.35
Store and Spares	50.20	48.97	38.55
	<u>1,255.00</u>	<u>1,224.36</u>	<u>550.85</u>
Impairment provision on Project in progress	-	-	-
	<u>1,255.00</u>	<u>1,224.36</u>	<u>550.85</u>

5 Trade Receivable

	As at 31 March 2023	As at 31 March 2022	As at 1 April 2021
Unsecured, considered good	667.58	710.27	1,086.62
Unsecured, considered doubtful	-	-	-
	<u>667.58</u>	<u>710.27</u>	<u>1,086.62</u>

Trade receivable aging schedule as at 31 March 2023



Outstanding for following periods from due date of payment	Undisputed Trade Receivables—considered good	Undisputed Trade Receivables—considered doubtful
Not due		
0-6 Months	140.97	-
6-12 Months	428.23	-
1-2 Years	0.89	-
2-3 Years	4.69	-
above 3 years	92.80	-
Total	667.58	-

Trade receivable aging schedule as at 31 March 2022

Outstanding for following periods from due date of payment	Undisputed Trade Receivables—considered good	Undisputed Trade Receivables—considered doubtful
Not due		
0-6 Months	252.28	-
6-12 Months	235.65	-
1-2 Years	93.80	-
2-3 Years	125.79	-
above 3 years	2.74	-
Total	710.27	-

Trade receivable aging schedule as at 31 March 2021

Outstanding for following periods from due date of payment	Undisputed Trade Receivables—considered good	Undisputed Trade Receivables—considered doubtful
Not due		
0-6 Months	694.60	-
6-12 Months	182.60	-
1-2 Years	127.82	-
2-3 Years	78.40	-
above 3 years	3.19	-
Total	1,086.62	-

6 Cash and cash equivalents

Cash on hand	
Balances with banks	
Fixed Deposits with original maturity of less than 3 month (including accrued interest)	
Cheques in Hand	

As at	As at	As at
31 March 2023	31 March 2022	1 April 2021
3.39	4.81	4.39
-	6.08	5.28
-	-	-
-	-	-
3.39	10.88	9.67

7 Other Bank Balances

Balance with bank in deposit account having maturity of more than three months but are due for maturity within twelve months from balance sheet date (a)

As at	As at	As at
31 March 2023	31 March 2022	1 April 2021
-	11.78	-
-	-	-
-	11.78	-

(a) Includes Margin Deposit with Government authorities

8 Loans

(Unsecured, considered good)

Loans to related parties

As at	As at	As at
31 March 2023	31 March 2022	1 April 2021
-	-	-
-	-	-
-	-	-



9 Other Current assets

Security deposit to others

As at 31 March 2023	As at 31 March 2022	As at 1 April 2021
-	-	-
-	-	-

10 Current tax assets

Income Tax paid (net of provision for taxation)

As at 31 March 2023	As at 31 March 2022	As at 1 April 2021
(1.60)	8.09	3.05
(1.60)	8.09	3.05

11 Other current assets

Prepaid expenses

Advances to contractors and material suppliers

Unsecured, Consider Good

Unsecured, Considered Doubtful

Other Advances

Balances with government authorities

Less : Allowance for Impairment (net)

As at 31 March 2023	As at 31 March 2022	As at 1 April 2021
81.07	24.24	25.50
-	-	-
55.33	81.12	152.80
-	-	-
4.33	0.10	0.12
0.47	2.56	33.34
141.20	108.02	211.76
-	-	-
141.20	108.02	211.76

12 Equity Share capital

Authorized shares

Equity shares of ₹ 100 each with voting rights

	As at 31 March 2023		As at 31 March 2022		As at 1 April 2021	
	Number*	Amount	Number*	Amount	Number*	Amount
Equity shares of ₹ 100 each with voting rights	65,000	65.00	65,000	65.00	65,000	65.00
	65,000	65.00	65,000	65.00	65,000	65.00

Issued, subscribed and fully

Equity share capital of face value of ₹ 100 each

Equity share capital of face value of ₹ 100 each	60,900	60.90	60,900	60.90	60,900	60.90
	60,900	60.90	60,900	60.90	60,900	60.90

a. Reconciliation of number of equity shares outstanding at the beginning and at the end of the year

	As at 31 March 2023		As at 31 March 2022		As at 1 April 2021	
	Number	Amount	Number	Amount	Number	Amount
Balance at the beginning of the period	60,900	60.90	60,900	60.90	60,900	60.90
Shares Issued during the period	-	-	-	-	-	-
Balance at the end of the	60,900	60.90	60,900	60.90	60,900	60.90

b. Rights, preferences and restrictions attached to equity shares

The Company has only one class of equity shares having a par value of ₹ 100 per share. Each holder of equity shares is entitled to one vote per share. The Company declares and pays dividend in Indian rupees. The dividend proposed by the Board of Directors in any financial year is subject to the approval of the shareholders in the ensuing Annual General Meeting, except interim dividend. In the event of liquidation of the Company, the holders of equity shares will be entitled to receive remaining assets of the Company, after distribution of all preferential amounts. The distribution will be in proportion to the number of equity shares held by the shareholders. The equity shares shall be transferable subject to the provisions contained in the Articles of Association and in the agreements entered/to be entered into with the investors/shareholders from time to time.

c. Details of shares held by Holding Company and shareholders holding more than 5% shares in the Company

Name of the equity shareholder	As at 31 March 2023		As at 31 March 2022		As at 1 April 2021	
	Number	%	Number	%	Number	%
Shri Swapnil Jain	26,959	44.32	26,959	44.32	26,989	44.32
Pavna Industries Ltd.	30,901	50.74	30,901	50.74	30,901	50.74
	57,860	95.06	57,860	95.06	57,890	95.06


d. Shareholding of Promoters

As at 31st March 2023

Shares held by Promoters at end of the year				% change during the year
S.no	No. of shares	% of total shares		
1	26959.00	44.27%		
2	10.00	0.02%		
3	10.00	0.02%		
4	10.00	0.02%		
5	3000.00	4.93%		
6	10.00	0.02%		
7	30901.00	50.74%		

As at 31st March 2022

Shares held by Promoters at end of the year				% change during the year
S.no	No. of shares	% of total shares		
1	26959.00	44.27%		
2	10.00	0.02%		
3	10.00	0.02%		



4	ASHA JAIN	10.00	0.02%
5	PJ WEALTH MANAGEMENT AND CONSULTANT PVT LTD	3000.00	4.93%
6	SWAPNIL JAIN HUF	10.00	0.02%
7	PAVNA INDUSTRIES LIMITED	30901.00	50.74%

As at 31st March 2021

Shares held by Promoters at end of the year			
S.no		No. of shares	% of total shares
1	SWAPNIL JAIN	26989.00	44.32%
2	PAWAN JAIN	10.00	0.02%
3	PJ WEALTH MANAGEMENT AND CONSULTANT PVT LTD	3000.00	4.93%
4	PAVNA INDUSTRIES LIMITED	30901.00	50.74%

13 Other Equity

	As at 31 March 2023	As at 31 March 2022	As at 1 April 2021
General Reserve			
Opening balance	6	6	6
Add: Transferred from Surplus in Statement of Profit AND Loss			
Closing balance (A)	6.00	6.00	6.00
Securities premium			
Opening balance	653.84	653.84	477.41
Add: Addition during the year	-	-	176.439
Closing balance (B)	653.84	653.84	653.84
Profit/ (Deficit) in the statement of profit and loss			
Opening balance	1,036.11	854.46	708.63
Less: Issue of Bonus Shares	-	-	-
Add: Loss for the year	53.13	177.24	147.80
Add: Other comprehensive income for the year (net of tax impact)	6.76	4.41	(1.96)
Closing balance (A)	1,096.00	1,036.11	854.46
Total (A)	1,755.84	1,695.95	1,514.30

Nature and purpose of other reserves

Securities premium

Securities premium represents premium received on issue of shares. The amount is utilised in accordance with the provisions of the Companies Act 2013.

14A Long term borrowing

	As at 31 March 2023	As at 31 March 2022	As at 1 April 2021
Secured			
Indian rupee term loan from Bank	17.67	23.56	53.00
Indian rupee term loan from financial institutions	-	-	40.00
Indian rupee vehicle loan from Bank	44.10	76.17	137.38
	61.77	99.73	230.38

14B Short term Borrowings

	As at 31 March 2023	As at 31 March 2022	As at 1 April 2021
Secured			
Cash credit facilities from Bank	410.27	445.11	225.77
Cash credit facilities from financial institutions	60.00	-	200.00
Current maturities of long term borrowings	77.11	88.89	62.62
	547.38	534.01	488.39
Total	609.15	633.74	718.77

15 Provisions

	As at 31 March 2023	As at 31 March 2022	As at 1 April 2021
Provision for employee benefits (a)			
Gratuity	38.90	39.12	29.55
Compensated absences	-	-	-
	38.90	39.12	29.55

(a) Refer Note

16 Trade payables

	As at 31 March 2023	As at 31 March 2022	As at 1 April 2021
Due to micro and small enterprises	-	-	-
Due to others (a)	394.84	442.90	436.01
	394.84	442.90	436.01

On the basis of confirmation obtained from suppliers who have registered themselves under the Micro, Small and Medium Enterprise Development Act, 2006 (MSMED Act, 2006) and based on the information available with the Company, the following are the details:

Particulars	As at 31 March 2023	As at 31 March 2022	As at 1 April 2021
i) the principal amount and the interest due thereon remaining unpaid to any supplier as at the end of each	-	-	-
ii) the amount of interest paid by the buyer in terms of section 16, along with the amounts of the payment made to the supplier beyond the appointed day during each accounting year;	-	-	-
iii) the amount of interest due and payable for the period of delay in making payment (which have been paid but beyond the appointed day during the year) but without adding the interest specified under this Act;	-	-	-
iv) the amount of interest accrued and remaining unpaid at the end of each accounting year; and	-	-	-



y) the amount of further interest remaining due and payable even in the succeeding years, until such date when the interest dues as above are actually paid to the small enterprise, for the purpose of disallowance as a deductible expenditure under section 23

Trade payable aging schedule as at 31st March 2023

Outstanding for following periods from due date of payment	Micro and Small Enterprises ("MSME")	Others
Not due		
Unbilled dues		
Less than 1 year		388.25
1-2 Years		-
2-3 Years		6.12
above 3 years		0.47
Total		394.84

Trade payable aging schedule as at 31st March 2022

Outstanding for following periods from due date of payment	Micro and Small Enterprises ("MSME")	Others
Not due		
Unbilled dues		
Less than 1 year		413.39
1-2 Years		28.99
2-3 Years		0.49
above 3 years		0.03
Total		442.90

Trade payable aging schedule as at 31st March 2021

Outstanding for following periods from due date of payment	Micro and Small Enterprises ("MSME")	Others
Not due		
Unbilled dues		
Less than 1 year		435.48
1-2 Years		0.50
2-3 Years		-
above 3 years		0.03
Total		436.01

17 Other Financial liabilities

Payable to employees

As at 31 March 2023	As at 31 March 2022	As at 1 April 2021
70.26	81.56	26.89
70.26	81.56	26.89

18 Other current liabilities

Advance received from customers
Statutory dues payable

As at 31 March 2023	As at 31 March 2022	As at 1 April 2021
5.58	3.00	3.10
0.99	14.13	20.15
6.57	17.13	23.25

19 Income tax liabilities

Income Tax Payable (Net of advance tax)

As at 31 March 2023	As at 31 March 2022	As at 1 April 2021
-	-	-
-	-	-

20 Short term provisions

Provision for employee benefits
Gratuity
Compensated absences

As at 31 March 2023	As at 31 March 2022	As at 1 April 2021
58.77	54.25	55.10
-	-	-
58.77	54.25	55.10

(This space has been intentionally left blank)



Pavna Auto Engineering Private Limited

Summary of significant accounting policies and other explanatory information for the year ended 31 March 2023

(All amounts are in lacs(₹), unless otherwise specified)

	For the year ended 31 March 2023	For the year ended 31 March 2022
21 Revenue from operations		
Sale of products	3,619.16	4,687.33
	<u>3,619.16</u>	<u>4,687.33</u>
22 Other income		
Interest income on:		
Bank deposits	0.39	0.66
Security deposits measured at amortised cost	17.53	16.86
Income tax refunds	0.78	0.40
Profit on sale of Property, Plant and Equipment	-	-
Miscellaneous income	0.00	-
	<u>18.71</u>	<u>17.92</u>
23 Cost of raw material & components consumed		
Inventory at the beginning of the year	685.64	291.95
Add: Purchase during the year	2,549.29	3,726.98
	<u>3,234.93</u>	<u>4,018.93</u>
Less: Inventory at the end of the year	702.80	685.64
	<u>2,532.13</u>	<u>3,333.29</u>
	9.80	
24 Changes in inventories of finished goods and work-in-progress		
Closing Inventories		
Finished goods	-	-
Work in Progress	502.00	489.74
Opening Inventories		
Finished goods	-	-
Work in Progress	489.74	220.35
	<u>(12.26)</u>	<u>(269.39)</u>
25 Employee benefits expense		
Salaries, wages and bonus	475.29	492.10
Contribution to provident and other funds	26.86	28.64
Gratuity expense	13.66	14.60
Staff welfare expenses	34.55	30.57
	<u>550.36</u>	<u>565.91</u>
26 Finance costs		
Interest expense	54.57	58.32
Interest expense on Security deposit	19.46	19.46
Other borrowing costs	2.10	5.23
Interest on lease obligation	5.26	5.72
	<u>81.40</u>	<u>88.73</u>
27 Depreciation and Amortisation		
Depreciation and amortization expense	52.22	51.19
Depreciation on right of use assets	6.70	6.70
	<u>58.92</u>	<u>57.89</u>



	For the year ended 31 March 2023	For the year ended 31 March 2022
28 Other expenses		
Consumption of stores and spares#	10.99	19.19
Diecasting/ Job work charges	186.89	484.60
Advertisement and publicity	7.02	6.93
Communication & Postage Expense	1.65	1.52
Donation	-	-
Electricity expenses	3.96	4.21
Insurance Expenses	8.43	7.36
Legal and professional fees	14.52	16.88
Loss on sale of Property, Plant and equipment	3.80	-
Non competitive fees	-	20.00
Payments to auditors##	0.41	0.41
Printing and stationery	0.96	1.95
Rates and taxes	1.94	23.28
Rent	25.10	24.25
Repair and maintenance - office	2.54	2.35
Vehicle running and maintenance expense	22.90	10.77
Sales promotion expenses	17.18	4.20
Security charges	-	-
Software expenses	0.83	0.11
Trade mark royalty	9.05	11.72
Travelling and conveyance-Local	7.89	2.03
ISO TS certification expense	-	0.31
Warranty claim/ Line rejection expense	3.73	2.48
Office expense	2.01	0.56
Freight & forwarding expense	25.87	44.15
Miscellaneous expenses	0.13	0.09
	357.79	689.35

	For the year ended 31 March 2023	For the year ended 31 March 2022
# Consumption of Stores, spares, packing and tools		
Opening stock	48.97	38.55
Add:		
Consumption of stores and spares parts	1.56	10.75
Consumption of loose tools	0.28	1.01
Consumption of Packing materials	10.38	17.85
Less: Closing stock	50.20	48.97
Net Consumption of stores ,spares, Packing & tools	10.99	19.19

	For the year ended 31 March 2023	For the year ended 31 March 2022
## Payment to auditors		
As auditors		
-Audit fees	0.41	0.41
	0.41	0.41

	For the year ended 31 March 2023	For the year ended 31 March 2022
29 Income tax		
Tax expense comprises of:		
Current tax	21.32	63.22
Deferred tax credit	(4.92)	(0.97)
Earlier years tax adjustments (net)	-	-
Minimum Alternative Tax	-	-
Income tax expense reported in the statement of profit and loss	16.40	62.25
Deferred tax credit	-	-
Income tax expense reported in the statement of Other comprehensive income	-	-

The major components of income tax expense and the reconciliation of expected tax expense based on the domestic effective tax rate of the Company and the reported tax expense in profit or loss are as follows:

Effective Income Tax Rate	27.820%	25.168%
Accounting profit before income tax	69.53	239.48
At India's statutory income tax rate	19.34	60.27
Tax effect of amounts which are not deductible (taxable) in calculating taxable income:		
Item on which deferred tax has not been created	-	1.33
Tax impact of expenses which will never be allowed	-	-
Effect of tax incentive	-	-
Earlier years tax adjustments (net)	-	-
Impact of change in tax rate	-	3.29
Others	(2.94)	(2.65)
Income tax expense	16.40	62.25

	For the year ended 31 March 2023	For the year ended 31 March 2022
30 Earnings per share		
Net Profit/(loss) attributable to equity shareholders	53.13	177.24
Nominal value of equity share in ₹	-	-
Total number of equity shares outstanding at the beginning of the year*	6,090,000	6,090,000
Total number of equity shares outstanding at the end of the year*	6,090,000	6,090,000
Weighted average number of equity shares*	6,090,000	6,090,000
Basic and diluted	0.87	2.91

* These are in absolute numbers



Pavna Auto Engineering Private Limited

Notes to the financial statements for the year ended 31 March 2022

(All amounts are in lacs(₹), unless otherwise specified)

31 Financial instruments

i) Financial assets and liabilities

The carrying amounts of financial instruments by category are as follows:

Particulars	As at 31 March 2023			As at 31 March 2022		
	Amortised cost	FVTPL	FVTOCI	Amortised cost	FVTPL	FVTOCI
Financial assets*						
Investments	-			-		
Trade Receivables	667.58			710.27		
Loans	-			-		
Cash and cash equivalents	3.39			10.88		
Other Bank Balances	-			11.78		
Other financial assets	459.90			442.37		
Total financial assets	1,130.88	-	-	1,175.30	-	-
Financial liabilities*						
Borrowings	609.15			633.74		
Lease liabilities	52.62			57.68		
Trade payables	394.84			442.90		
Other financial liabilities	70.26			81.56		
Total financial liabilities	1,126.86	-	-	1,215.88	-	-

Particulars	As at 31 March 2021		
	Amortised cost	FVTPL	FVTOCI
Financial assets*			
Investments	-		
Trade Receivables	1,086.62		
Loans	-		
Cash and cash equivalents	9.67		
Other Bank Balances	-		
Other financial assets	436.69		
Total financial assets	1,532.98	-	-
Financial liabilities*			
Borrowings	718.77		
Lease liabilities	62.28		
Trade payables	436.01		
Other financial liabilities	26.89		
Total financial liabilities	1,243.94	-	-

ii) Total financial liabilities

Fair Value Hierarchy

Financial assets and financial liabilities are measured at fair value in the financial statements and are grouped into three levels of a fair value hierarchy. The three levels are defined based on the observability of significant inputs to the measurement, as follows:

Level 1: Quoted prices (unadjusted) in active markets for financial instruments.

Level 2: Directly (i.e. as prices) or indirectly (i.e. derived from prices) observable market inputs, other than Level 1 inputs; and

Level 3: Inputs which are not based on observable market data (unobservable inputs). The input factors considered are Estimated cash flows and other assumptions.

Fair value of instruments measured at amortised cost

Fair value of instruments measured at amortised cost for which fair value is disclosed is as follows, these fair values are calculated using Level 3 inputs:

Particulars	As at 31 March 2023		As at 31 March 2022		As at 31 March 2021	
	Carrying value	Fair value*	Carrying value	Fair value*	Carrying value	Fair value*
Financial assets						
Investments	-	-	-	-	-	-
Trade Receivables	667.58	667.58	710.27	710.27	1,086.62	1,086.62
Loans	-	-	-	-	-	-
Cash and cash equivalents	3.39	3.39	10.88	10.88	9.67	9.67
Other Bank Balances	-	-	11.78	11.78	-	-
Other financial assets	459.90	459.90	442.37	442.37	436.69	436.69
Total financial assets	1,130.88	1,130.88	1,175.30	1,175.30	1,532.98	1,532.98
Financial liabilities						
Borrowings	609.15	609.15	633.74	633.74	718.77	718.77
Lease liabilities	52.62	52.62	57.68	57.68	62.28	62.28
Trade payables	394.84	394.84	442.90	442.90	436.01	436.01
Other financial liabilities	70.26	70.26	81.56	81.56	26.89	26.89
Total financial liabilities	1,126.86	1,126.86	1,215.88	1,215.88	1,243.94	1,243.94

*Carrying value of these financial assets and financial liabilities represents the best estimated values.

Financial risk management

The Company's activities expose it to credit risk, liquidity risk and market risk. The Company's board of directors has overall responsibility for the establishment and oversight of the Company's risk management framework. This note explains the sources of risk which the entity is exposed to and how the entity manages the risk and the related impact in the financial statements.



Risk Management Framework

The Company's activities make it susceptible to various risks. The company has taken adequate measures to address such concerns by developing adequate systems and practices. The Company's overall risk management program focuses on the unpredictability of markets and seeks to manage the impact of these risks on the Company's financial performance. The Company's senior management oversee the management of these risks and advises on financial risks and the appropriate financial risk governance framework for the Company. The board provides assurance to the shareholders that the Company's financial risk activities are governed by appropriate policies and procedures and that financial risks are identified, measured and managed in accordance with the Company's policies and risk objectives. All derivative activities for risk management purposes are carried out by specialist teams that have the appropriate skills, experience and supervision. It is the Company's policy that no trading in derivatives for speculative purposes may be undertaken. The Company's risk management policies are established to identify and analyse the risks faced by the company, to set appropriate risk limits and controls and to monitor risks and adherence to limits. Risk management policies are reviewed regularly to reflect changes in market conditions and company's activities. The company, through its training and management standards and procedures, aims to maintain a disciplined and constructive control environment in which all employees understand their roles and obligations. The Company's audit committee oversees how management monitors compliance with the company's risk management policies and procedures, and reviews the adequacy of the risk management framework in relation to the risks faced by the company. The audit committee is assisted in its oversight role by internal audit. Internal audit undertakes both regular and ad hoc reviews of risk management controls and procedures, the results of which are reported to the audit committee.

Risk	Exposure arising from	Measurement	Management
Credit risk	Cash and cash equivalents, loans and other financial assets measured at amortised cost	Ageing analysis	Diversification of bank deposits and regular monitoring
Liquidity risk	Borrowings, lease liabilities and other financial liabilities	Cash flow forecasts	Availability of funds and credit facilities.
Market risk - interest rate	Variable rates borrowings	Sensitivity analysis	Negotiation of terms that reflect the market factors

A) Credit risk

Credit risk is the risk of financial loss to the Company if a customer or counterparty to a financial asset fails to meet its contractual obligations. The Company's exposure to credit risk is influenced mainly by the individual characteristics of each financial asset. The carrying amounts of financial assets represent the maximum credit risk exposure. The Company monitors its exposure to credit risk on an ongoing basis.

a) Credit risk management

i) Credit risk rating

The Company assesses and manages credit risk of financial assets based on following categories arrived on the basis of assumptions, inputs and factors specific to the class of financial assets. The Company assigns the following credit ratings to each class of financial assets based on the assumptions, inputs and factors specific to the class of financial assets.

A: Low credit risk

B: Moderate credit risk

C: High credit risk



The Company provides for expected credit loss based on the following:

Asset groups	Basis of categorisation	Provision for expected credit loss
Low credit risk	Cash and cash equivalents, loans, and other financial assets	12 months expected credit loss

Assets are written off when there is no reasonable expectation of recovery, such as a debtor declaring bankruptcy or a litigation decided against the Company. The Company continues to engage with parties whose balances are written off and attempts to enforce repayment. Recoveries made are recognised in statement of profit and loss.

Credit rating	Particulars	As at 31 March 2023	As at 31 March 2022	As at 31 March 2021
Low credit risk	Cash and cash equivalents, loans and other financial assets	1,130.88	1,175.30	1,532.98

Cash and cash equivalents and other bank balances

Credit risk from balances with banks and financial institutions is managed by the Corporate finance department in accordance with the Company's policy. Investments of surplus funds are made only in schemes of alternate investment fund/or other appropriate avenues including term and recurring deposits with approved counterparties and within credit limits assigned to each counterparty. Counterparty credit limits are reviewed by the Company's Board of Directors on an annual basis. The limits are set to minimise the concentration of risks and therefore mitigate financial loss through counterparty's potential failure to make payments.

The Company places its cash and cash equivalents and term deposits with banks with high investment grade ratings, limits the amount of credit exposure with any one bank and conducts ongoing evaluation of the credit worthiness of the banks with which it does business. Given the high credit ratings of these banks, the Company does not expect these banks to fail in meeting their obligations.

Trade Receivables

Ind AS requires expected credit losses to be measured through a loss allowance. The Company assesses at each date of statements of financial position whether a financial asset or a company of financial assets is impaired. The Company recognises lifetime expected losses for all contract assets and / or all trade receivables that do not constitute a financing transaction. For all other financial assets, expected credit losses are measured at an amount equal to the 12 months expected credit losses or at an amount equal to the life time expected credit losses if the credit risk on the financial asset has increased significantly since initial recognition.

b) Credit risk exposure

i) Provision for expected credit losses

The Company provides for 12 month expected credit losses for following financial assets:

As at 31 March 2023

Particulars	Estimated gross carrying amount at default	Expected credit losses	Carrying amount net of impairment provision
Cash and cash equivalents	3.39	-	3.39
Other bank balances	-	-	-
Trade receivables	667.58	-	667.58
Loans	-	-	-
Other financial assets	459.90	-	459.90

As at 31 March 2022

Particulars	Estimated gross carrying amount at default	Expected credit losses	Carrying amount net of impairment provision
Cash and cash equivalents	10.88	-	10.88
Other bank balances	11.78	-	11.78
Trade receivables	710.27	-	710.27
Loans	-	-	-
Other financial assets	442.37	-	442.37

As at 31 March 2021

Particulars	Estimated gross carrying amount at default	Expected credit losses	Carrying amount net of impairment provision
Cash and cash equivalents	9.67	-	9.67
Other bank balances	-	-	-
Trade receivables	1,086.62	-	1,086.62
Loans	-	-	-
Other financial assets	436.69	-	436.69

B) Liquidity risk

Liquidity risk is the risk that the Company will encounter difficulty in meeting the obligations associated with its financial liabilities that are settled by delivering cash or another financial asset. The Company's approach to managing liquidity is to ensure as far as possible, that it will have sufficient liquidity to meet its liabilities when they are due.

Maturities of financial liabilities

The tables below analyse the Company's financial liabilities into relevant maturity groupings based on their contractual maturities.



As at 31 March 2023	Less than 1 year	1 - 2 years	2 - 3 years	More than 3 years	Total
Non-derivatives					
Borrowings	602.83	6.32	-	-	609.15
Trade payable	394.84	-	-	-	394.84
Lease liabilities	10.32	10.32	10.32	41.28	72.24
Other financial liabilities	70.26	-	-	-	70.26
Total	1,078.24	16.64	10.32	41.28	1,146

As at 31 March 2022	Less than 1 year	1 - 2 years	2 - 3 years	More than 3 years	Total
Non-derivatives					
Borrowings	534.01	93.41	6.32	-	633.74
Trade payable	436.01	-	-	-	436.01
Lease liabilities	10.32	10.32	10.32	51.60	82.56
Other financial liabilities	81.56	-	-	-	81.56
Total	1,061.89	103.73	16.64	51.60	1,234

As at 31 March 2021	Less than 1 year	1 - 2 years	2 - 3 years	More than 3 years	Total
Non-derivatives					
Borrowings	538.84	85.61	88.43	5.89	718.77
Trade payable	436.01	-	-	-	436.01
Lease liabilities	10.32	10.32	10.32	61.92	92.88
Other financial liabilities	26.89	-	-	-	26.89
Total	1,012.05	95.93	98.75	67.81	1,275

C) Market risk

Interest rate risk

i) Liabilities

Interest rate risk is the risk that the fair value or future cash flows of a financial instrument will fluctuate because of changes in market interest rates. The Company's exposure to the risk of changes in market interest rates relates primarily to the Company's debt obligations with floating interest rates. The Company manages its interest rates by selection appropriate type of borrowings and by negotiation with the bankers.

Interest rate risk exposure

Particulars	As at 31 March 2023	As at 31 March 2022	As at 1 April 2021
Secured Variable rate borrowings	505.05	557.56	518.77

Sensitivity

Profit or loss and equity is not sensitive to higher/ lower interest expense from borrowings as a result of changes in interest rates on year to year basis:

Particulars	As at 31 March 2023	As at 31 March 2022	As at 1 April 2021
Increase in borrowing rate by 1%	5.05	5.58	5.19
Decrease in borrowing rate by 1%	(5.05)	(5.58)	(5.19)

ii) Assets

The Company's fixed deposits are carried at amortised cost and are fixed rate deposits. They are therefore not subject to interest rate risk as defined in Ind AS 107, since neither the carrying amount nor the future cash flows will fluctuate because of a change in market interest rates.

Currency Risk

The Company has international transactions and is exposed to foreign exchange risk arising from foreign currency transactions. Foreign exchange risk arises from future commercial transactions and recognized assets and liabilities denominated in a currency that is not the Company's functional currency

Earnings in Foreign currency

Description of Transactions	As at 31 March 2023	As at 31 March 2022	As at 1 April 2021

Expenditure in Foreign currency

Description of Transactions			
	-	-	-

Foreign Currency risk Exposures

Financial Assets	As at 31 March 2023		As at 31 March 2023		As at 31 March 2023	
	USD \$	EUR	USD \$	EUR	USD \$	EUR
Financial Liabilities						

Sensitivity Analysis of 5% change in exchange rate at the end of reporting period

Financial Assets	As at 31 March 2023		As at 31 March 2023		As at 31 March 2023	
	USD \$	EUR	USD \$	EUR	USD \$	EUR
1% Depreciation in INR						
Impact on Profit and Loss Account - Income/ (Expense)						
1% Appreciation in INR						
Impact on Profit and Loss Account - Income/ (Expense)						



Pavna Auto Engineering Private Limited

Summary of significant accounting policies and other explanatory information for the year ended 31 March 2023

(All amounts are in lacs(₹), unless otherwise specified)

32 Related party transactions

A. Name of the Related Parties and description of relationship is as follows:

- | | |
|--|--|
| a) Holding Company | Pavna Industries Ltd |
| b) Fellow Subsidiary | Swapnil Switches Pvt. Ltd.
Pavna Sun World Autotech Pvt Ltd
Pavna Marketing Pvt Ltd
Pavna Goyam Auto Pvt Ltd |
| c) Entity having substantial interest in the Company | |
| d) Key Managerial Personnel (KMP) | Shri Swapnil Jain
Smt. Asha Jain
Smt. Priya Jain |
| e) Related to Key Managerial Personnel (KMP) | |
| f) Enterprise over which KMP exercise control or significant influence | Pavna Sports Venture Private Limited
PJ Wealth Management & Consultants P. Ltd.
Ascus Cricket Private Limited
Pavna Electric Systems Private Limited
Pavna International Schools Private Limited |



Pavna Auto Engineering Private Limited

Summary of significant accounting policies and other explanatory information for the year ended 31 March 2023

(All amounts are in lacs(₹), unless otherwise specified)

Note No.- Related Party Disclosure - Contd..

B. The following table provides the total amount of transactions that have been entered into with related parties for the relevant financial year:

Nature of Transactions	Name of Related Party	Relationship	For the year ended 31 March 2023	For the year ended 31 March 2022	For the year ended 1 April 2021
Loan taken during the year					
Loan taken	Mr. Pawan Jain	KMP	-	40.00	-
Loan taken	Mr. Swapnil Jain	KMP	-	-	24.00
Loan taken	Mrs.Priya Jain	KMP	-	210.00	128.00
Loan taken	PJ WEALTH MANAGEMENT & CONSULTANTS P. LTD.	Entity having substantial interest in the Company	-	-	70.00
Loan Repaid during the year					
Repayment of Loan taken	Mr. Pawan Jain	KMP	-	40.00	-
Repayment of Loan taken	Mr. Swapnil Jain	KMP	-	-	24.14
Repayment of Loan taken	Mrs.Priya Jain	KMP	-	210.00	128.18
Repayment of Loan taken	PJ WEALTH MANAGEMENT & CONSULTANTS P. LTD.	Entity having substantial interest in the Company	-	-	70.02
Interest on Loans (Net of TDS)					
Interest(Net)	Mr. Pawan Jain	KMP	-	1.22	-
Interest(Net)	Mr. Swapnil Jain	KMP	-	-	0.14
Interest(Net)	Mrs.Priya Jain	KMP	-	0.83	0.18
Interest(Net)	PJ WEALTH MANAGEMENT & CONSULTANTS P. LTD.	Enterprise having Significant influence	-	-	0.02
Remuneration, Salary & Other Expense					
Counsltancy	Mr. Pawan Jain	KMP	-	-	5.00
Building Rent	Mr. Pawan Jain	KMP	-	5.48	8.22
Building Rent	Mrs. Asha Jain	KMP	10.32	4.84	2.10
Machine Rent	Mrs. Asha Jain	KMP	0.84	0.84	-
Machine Rent	Mr. Pawan Jain	KMP	-	-	0.84
Remuneration	Mr. Swapnil Jain	KMP	-	-	8.93
Remuneration	Mrs.Priya Jain	KMP	180.00	144.00	114.83
Trade Mark Royalty	Mrs. Asha Jain	KMP	9.05	11.72	-
Trade Mark Royalty	Mr. Pawan Jain	KMP	-	-	8.30
Die CastingCharges	M/s Die Cast Solution	Partnership Firm (Director is Partner)	-	-	7.30
Tool Purchase	Pavna Industries Ltd	Holding Company	-	-	133.55
Rent	Pavna Goyam Auto PvtLtd	Fellow Subsidiary	5.90	12.37	-
Sales & Purchase					
Sale	Swapnil Switches Pvt Ltd	Fellow Subsidiary	-	0.15	0.84
Purchase	Swapnil Switches Pvt Ltd	Fellow Subsidiary	-	-	-
Sale	Pavna Industries Ltd	Holding Company	230.09	101.61	58.83
Purchase	Pavna Industries Ltd	Holding Company	2,295.54	830.25	266.34
Sale	Pavna Marketing Ltd	Fellow Subsidiary	0.83	132.90	486.95
Purchase	Pavna Marketing Ltd	Fellow Subsidiary	2.39	8.47	15.43
Security Deposits					
Security Deposit	Mr. Swapnil Jain	KMP	-	-	25.00
Security Deposit	Mrs. Asha Jain	KMP	-	-	25.00
Security Deposit	Mr. Pawan Jain	KMP	-	-	50.00
Issue of Shares					
Share Capital	Pavna Industries Ltd	Holding Company	-	-	8.34
Share Premium	Pavna Industries Ltd	Holding Company	-	-	176.40



Pavna Auto Engineering Private Limited
 Summary of significant accounting policies and other explanatory information for the year ended 31 March 2023
 (All amounts are in lacs(₹), unless otherwise specified)

Note No.- Related Party Disclosure - Contd..

C. Details of related party balances as at year end:

Nature of Transactions	Name of Related Party	Relationship	As at 31 March 2023	As at 31 March 2022	As at 1 April 2021
Debtors	Swapnil Switches Pvt Ltd	Fellow Subsidiary		-	0.33
Debtors	Pavna Marketing Pvt Ltd	Fellow Subsidiary		8.89	282.14
Debtors	Pavna Industries Limited	Fellow Subsidiary		3.08	20.08
Creditors	Pavna Industries Limited	Holding Company	193.16	30.43	65.67
Creditors	Pavna Goyam Auto PvtLtd	Fellow Subsidiary		0.80	-
Creditors	Mrs. Asha Jain	KMP	0.93	0.93	-
Security Deposit	Mr. Swapnil Jain	KMP		-	25.00
Security Deposit	Mrs. Asha Jain	KMP		-	25.00
Security Deposit	Mr. Pawan Jain	KMP		-	50.00



Pavna Auto Engineering Private Limited
Notes to the financial statements for the year ended 31 March 2023

(All amounts are in lacs(₹), unless otherwise specified)

33 Capital management

The Company's capital includes issued share capital and all other distributable reserves. The primary objective of the Company's capital management is to maximise shareholder value and to maintain an optimal capital structure to reduce the cost of capital. The Company have short term borrowings.

Companies Debt equity ratio is:

Particulars	As at	As at	As at
	31 March 2023	31 March 2022	1 April 2021
Debt*	605.75	622.85	709.10
Equity	60.90	60.90	60.90
Debt to equity ratio	9.95	10.23	11.64

* Debt includes short term borrowings + interest accrued - cash and cash equivalents

34 Employee benefits

The Company has adopted Indian Accounting Standard (Ind AS) - 19 on Employee Benefit as under :

Defined contribution plans	For the year ended	For the year ended	For the year ended
	31 March 2023	31 March 2022	1 April 2021
The company makes contribution towards employee's provident fund and employee's state insurance. The company has recognised following as contribution towards these schemes.	26.86	28.64	12.07

Defined benefit plans

Gratuity

The Company has a defined benefit gratuity plan. Every employee is entitled to gratuity as per the provisions of the Payment of Gratuity Act, 1972. The liability of Gratuity is recognized on the basis of actuarial valuation.

Salary increases	Actual salary increases will increase the plan's liability. Increase in salary increase rate assumption in future valuations will also increase
Discount rate	Reduction in discount rate in subsequent valuations can increase the
Mortality & disability	Actual deaths and disability cases proving lower or higher than assumed in the valuation can impact the liabilities.
Withdrawals	Actual withdrawals proving higher or lower than assumed withdrawals and change of withdrawal rates at subsequent valuations can impact

Amounts recognised in the balance sheet:

Particulars	For the year ended	For the year ended	For the year ended
	31 March 2023	31 March 2022	1 April 2021
Present value of the obligation	97.67	93.37	84.65
Current liability (amount due within one year)	58.77	54.25	55.10
Non-current liability (amount due over one year)	38.90	39.12	29.55

Loss recognised in other comprehensive income:

Particulars	For the year ended	For the year ended	For the year ended
	31 March 2023	31 March 2022	1 April 2021
Actuarial loss recognised during the year	(9.36)	(5.89)	2.72

Expenses recognised in statement of profit and loss

Particulars	For the year ended	For the year ended	For the year ended
	31 March 2023	31 March 2022	1 April 2021
Current service cost	7.87	9.70	4.02
Interest cost	5.79	4.91	4.55
Cost recognised during the year	13.66	14.61	8.57

Movement in the liability recognised in the balance sheet is as under:

Particulars	For the year ended	For the year ended	For the year ended
	31 March 2023	31 March 2022	1 April 2021
Present value of defined benefit obligation at the beginning of the year	93.37	84.65	78.46
Current service cost	7.87	9.70	4.02
Interest cost	5.79	4.91	4.55
Actuarial (gain)/loss net	-	-	-
Actuarial loss on arising from change in demographic assumption	-	(1.01)	-
Actuarial loss on arising from change in financial assumption	(2.19)	(4.88)	2.72
Actuarial loss on arising from experience adjustment	(7.17)	-	(5.10)
Benefits paid	-	-	-
Present value of defined benefit obligation at the end of the year	97.67	93.37	84.65

For determination of the liability of the Company the following actuarial assumptions were used:

Particulars	For the year ended	For the year ended	For the year ended
	31 March 2023	31 March 2022	1 April 2021
Discount rate	7.1% p.a.	6.2% p.a.	5.8% p.a.
Salary escalation rate	6% p.a.	6% p.a.	6% p.a.
Retirement age (Years)	58 Years	58 Years	58 Years
Withdrawal rate	15% p.a.	15% p.a.	15% p.a.
Weighted average duration of PBO	5 years	5 years	5 years

Mortality rates inclusive of provision for disability -100% of IALM (2012 - 14)



Sensitivity analysis for gratuity liability:

Particulars	For the year ended 31 March 2023	For the year ended 31 March 2022	For the year ended 1 April 2021
a) Impact of the change in discount rate			
Present value of obligation at the end of the year			
Impact due to increase of 1 %	1.63	1.74	1.10
Impact due to decrease of 1 %	1.80	1.93	1.21
b) Impact of the change in salary increase			
Present value of obligation at the end of the year			
Impact due to increase of 1 %	1.80	1.91	1.20
Impact due to decrease of 1 %	1.66	1.76	1.11

Sensitivities due to mortality and withdrawals are not material. Hence impact of change is not calculated

Sensitivities as to rate of inflation, rate of increase of pensions in payment, rate of increase of pensions before retirement and life expectancy are not applicable being a lump sum benefit on retirement

Compensated absences (unfunded)

The leave obligations cover the Company's liability for sick and earned leaves. The Company does not have an unconditional right to defer settlement for the obligation shown as current provision balance above. However based on past experience, the Company does not expect all employees to take the full amount of accrued leave or require payment within the next 12 months, therefore based on the independent actuarial report, only a certain amount of provision has been presented as current and remaining as non-current.

	For the year ended 31 March 2023	For the year ended 31 March 2022	For the year ended 1 April 2021
--	-------------------------------------	-------------------------------------	------------------------------------

Following Amount of Compensated absences has been recognised in the statement of profit and loss.

35 Segment information

The company operates in a single reportable segment i.e. "XX", for the purpose of Ind AS 108 "Operating Segment", is considered to be the only reportable business segment. The Company derives its major revenues from the activities related to real estate construction and its customers are in India only.

36 Contingent Liabilities and Commitments (As represented & certified by the management)

	For the year ended 31 March 2023	For the year ended 31 March 2022	For the year ended 1 April 2021
--	-------------------------------------	-------------------------------------	------------------------------------

(a) Contingent Liabilities

Service Tax/Indirect Tax Matters (Note A)

Income Tax Matters (Note B)

Corporate Guarantees Given on behalf of related parties**

Disputed Land related Legal cases

(b) Commitments

Estimated amount of contracts remaining to be executed on capital account and not provided for

* As represented, there is no amount refundable/ payable over & above the amount accrued in the books.

** Represents outstanding amount of the loan / balances guaranteed

Note A

Note B

37 Disclosure under Ind AS 115 - Revenue from Contracts with Customer

I. Disaggregation of revenue

Description	For the year ended 31 March 2023	For the year ended 31 March 2022	For the year ended 1 April 2021
Sale of products	3,619.16	4,687.33	17,121.70
Sale of services	-	-	-
Scrap sales	-	-	-

(II) Contract Assets and Contract Liabilities

Particulars	For the year ended 31 March 2023	For the year ended 31 March 2022	For the year ended 1 April 2021
Trade receivable	667.58	710.27	1,086.62
Contract Assets - Accrued revenue	-	-	-
Contract Liabilities - Advance from customer	5.58	3.00	3.10

(III) Movement of Contract liabilities

Particulars	For the year ended 31 March 2023	For the year ended 31 March 2022	For the year ended 1 April 2021
Amounts included in contract liabilities at the beginning of the year	3.00	3.10	-
Amount received during the year	2.58	(0.10)	3.10
Performance obligations satisfied in current year	-	0.10	-
Amounts included in contract liabilities at the end of the year	5.58	3.00	3.10



38 Leases**a) Company as a lessee**

The company has leases for office space and buildings. With the exception of short term leases and leases of low value underlying assets, each lease is reflected on the balance sheet as a right of use assets and a lease liability. The company has presented its right of use assets in the balance sheet separately from other assets.

Each lease generally imposes a restriction that unless there is contractual right for the company to sublease the assets to another party, the right of use assets can only be used by the company. The company is Prohibited from selling or pledging the underlying assets as security.

i. Lease Liabilities

Particulars	As at 31 March 2023	As at 31 March 2022	As at 1 April 2021
Current	5.56	5.06	4.60
Non-Current	47.06	52.62	57.68

Additions to the right of use assets during the year were Nil

(ii) Amount recognised in Profit or loss

Particulars	For the year ended 31 March 2023	For the year ended 31 March 2022	For the year ended 1 April 2021
Depreciation on right of use assets	6.70	6.70	6.70
Interest on lease liabilities (included in interest expense)	5.26	5.72	5.61
Expense relating to short term leases	25.10	24.25	22.69
Net Impact on Statement of Profit or loss	37.06	36.67	35.00

(iii) Amount recognised in the cash flow statement

Particulars	For the year ended 31 March 2023	For the year ended 31 March 2022	For the year ended 1 April 2021
Payment of lease liabilities- interest and principal	10.32	10.32	10.32

(iv) Maturity of lease liabilities

The lease liabilities are secured by the underlying assets. Further minimum lease payments were as follows:

Lease Payments	As at 31 March 2023	As at 31 March 2022	As at 1 April 2021
Less than 1 year	10.32	10.32	10.32
1-2 Years	10.32	10.32	10.32
2-3 Years	10.32	10.32	10.32
More than 3 Years	41.28	51.60	61.92
Total	72.24	82.56	92.88



Pavna Auto Engineering Private Limited

Notes to the financial statements for the year ended 31 March 2023

(All amounts are in lacs(₹), unless otherwise specified)

39 39 Financial Ratios

Ratio	Measurment Unit	Numerator	Denominator	As at 31 March 2023	As at 31 March 2022	As at 1 April 2021	% Change March 2023	% Change March 2022
Current Ratio	Times	Current assets	Current liabilities	1.91	1.83	1.80	4%	1%
Debt Equity Ratio	Times	Total debt (Non-current borrowings + Current borrowings)	Total equity	0.34	0.36	0.46	-7%	-21%
Debt Service coverage Ratio	Times	Earnings before depreciation and amortisation and interest (Profit & loss after tax + depreciation & amortisation expense+ Finance costs (excluding interest on lease liabilities))	Interest expenses (Including capitalised)+ Principal repayments (including prepayments)	2.08	2.01	2.94	3%	-32%
Return on equity ratio	%	Profit after tax	Average of total equity	0.03	0.10	0.05	-71%	115%
Inventory Turnover Ratio	Times	Cost of material consumed	Average Inventories	0.51	0.94	4.66	-46%	-80%
Trade Receivables turnover Ratio	Times	Revenue from Operations	Average trade receivables	1.31	1.30	3.26	1%	-60%
Trade Payables turnover Ratio	Times	Purchase	Average trade payables	1.52	2.12	6.16	-28%	-66%
Net Capital turnover ratio	Times	Revenue from Operations	Working capital (Current assets- current liabilities)	3.68	4.99	4.01	-26%	24%
Net Profit ratio	%	Profit after tax	Revenue from operations	0.01	0.04	0.04	-61%	-15%
Return on Capital Employed	%	Earnings before depreciation and amortisation and interest (Profit & loss before tax + depreciation & amortisation expense+ Finance costs)	Capital employed (Total assets - current liabilities + current borrowings)	0.07	0.15	0.12	-49%	21%
Return on Investment	%	Profit after tax	Equity share capital + securities premium	0.07	0.25	0.21	-70%	20%

Reasons for Changes in ratio above 25%:

Ratio	Reason
Current Ratio	Not Applicable
Debt Equity Ratio	Not Applicable
Debt Service coverage Ratio	Not Applicable
Return on equity ratio	Profit increased during the year
Inventory Turnover Ratio	Not Applicable
Trade Receivables turnover	Variation in Turnover
Trade Payables turnover Ratio	Consumption fluctuated due to change in Sales
Net Capital turnover ratio	Turnover variation during the year
Net Profit ratio	Profits for the year reduced
Return on Capital Employed	Change in earnings due to fluctuation in turnover
Return on Investment	Reduced profits for the year

40 40 Other information

- (i) Pursuant to the Taxation Laws (Amendment) Act, 2019, with effect from 01-April-19 domestic companies have the option to pay corporate income tax at a rate of 22% plus applicable surcharge and cess ('New Tax Rate') subject to certain conditions. The Company continued to compute tax as per old tax rate for the financial year 2019-20 & 2020-21 & adopted new scheme from 01.04.2021.
- (ii) The Company does not have any Benami property, where any proceeding has been initiated or pending against the Company for holding any
- (iii) The Company did not have any transactions with Companies struck off.
- (iv) The Company does not have any charges or satisfaction which is yet to be registered with ROC beyond the statutory period.
- (v) The Company has not traded or invested in Crypto currency or Virtual Currency during the respective financial years / period.
- (vi) The Company has not advanced or loaned or invested funds to any other person(s) or entity(ies), including foreign entities (Intermediaries) with the understanding that the Intermediary shall:
 - (a) directly or indirectly lend or invest in other persons or entities identified in any manner whatsoever by or on behalf of the Company (Ultimate Beneficiaries) or
 - (b) provide any guarantee, security or the like to or on behalf of the Ultimate Beneficiaries
- (vii) The Company has not received any fund from any person(s) or entity(ies), including foreign entities (Funding Party) with the understanding (whether recorded in writing or otherwise) that the Company shall:
 - (a) directly or indirectly lend or invest in other persons or entities identified in any manner whatsoever by or on behalf of the Funding Party (Ultimate Beneficiaries) or
 - (b) provide any guarantee, security or the like on behalf of the Ultimate Beneficiaries,
- (viii) The Company does not have any transaction which is not recorded in the books of accounts that has been surrendered or disclosed as income during the year in the tax assessments under the Income Tax Act, 1961 (such as, search or survey or any other relevant provisions of the Income Tax Act, 1961).
- (ix) The Company has not been declared willful defaulter by any bank or financial Institution or other lender.
- (x) The Company does not have any Scheme of Arrangements which have been approved by the Competent Authority in terms of sections 230 to 237
- (xi) The Company has complied with the the number of layers prescribed under of Section 2(87) of the Act read with the Companies (Restriction on number of Layers) Rules, 2017.
- (xii) The Company does not have any working capital loan and it is not filing any statement of inventories and trade receivables as per covenants stated in sanction letter to the banks for working capital loan.



Pavna Auto Engineering Private Limited
Notes to the financial statements for the year ended 31 March 2023
 (All amounts are in lacs(₹), unless otherwise specified)

A 41 Explanation of transition to Ind AS

These are the Company's first financial statements prepared in accordance with Ind AS.

The accounting policies set out in note 2 have been applied in preparing the financial statements for the year ending 31 March 2023, the comparative information presented in these financial statements for the year ended 31 March 2022, 1 April 2021. An explanation of how the transition from previous GAAP to Ind AS has affected the Company's financial position, financial performance and cash flows is set out in the following tables and notes.

1 Reconciliation of the assets and liabilities presented in the balance sheet prepared as per Previous GAAP and as per Ind AS as at 31 March 2022 is as follows:

Particulars	Note	Previous GAAP*	Effect of transition to Ind AS	Ind AS
Non-current assets				
Property, plant and equipment		346.96	10.38	357.34
Right of Use assets		-	53.59	53.59
Financial assets		-	-	-
Investments		-	-	-
Others		604.05	161.68	442.37
Other Non Current assets		-	136.35	136.35
Deferred tax Assets(net)		-	20.18	20.18
Total non-current assets		951.01	58.82	1,009.83
Current assets				
Inventories		1,224.36	-	1,224.36
Financial assets		-	-	-
Trade Receivable		710.27	0.00	710.27
Cash and cash equivalents		10.88	-	10.88
Other Bank Balances		11.78	-	11.78
Loans		-	-	-
Others		-	-	-
Income tax assets (net)		4.48	3.62	8.09
Other current assets		92.17	15.85	108.02
Total current assets		2,053.93	19.46	2,073.40
Total assets		3,004.94	78.28	3,083.23
Equity				
Equity share capital		60.90	-	60.90
Other equity		1,674.33	21.63	1,695.95
Total equity		1,735.23	21.63	1,756.85
Non-current liabilities				
Financial liabilities				
Long term borrowings		99.73	0.00	99.73
Lease liabilities		-	52.62	52.62
Other Non current financial liabilities		-	-	-
Provisions		39.12	-	39.12
Deferred tax liabilities (net)		1.02	1.02	-
Total non-current liabilities		139.87	51.60	191.47
Current liabilities				
Financial liabilities				
Borrowings		534.01	0.00	534.01
Lease Liabilities		-	5.06	5.06
Trade payables		-	-	-
Total outstanding dues of micro enterprises and small enterprises		-	-	-
Total outstanding dues of creditors other than micro enterprises and small enterprises		442.90	-	442.90
Other financial liabilities		81.56	-	81.56
Other current liabilities		17.13	-	17.13
Income tax liabilities		-	-	-
Short Term Provision		54.25	-	54.25
Total current liabilities		1,129.85	5.06	1,134.91
Total equity and liabilities		3,004.94	78.28	3,083.23

*The previous GAAP figures have been reclassified to confirm to Ind AS presentation requirements i.e. basis Division II of Schedule III for the purpose of this note. After reclassification, effect has been given for transition adjustments.



Pavna Auto Engineering Private Limited
Notes to the financial statements for the year ended 31 March 2023
 (All amounts are in lacs(₹), unless otherwise specified)

2 Reconciliation of the assets and liabilities presented in the balance sheet prepared as per Previous GAAP and as per Ind AS as at 1 April 2021 is as follows:

Particulars	Note	Previous GAAP*	Effect of transition to Ind AS	Ind AS
Non-current assets				
Property, plant and equipment		381.90	- 9.73	391.63
Right of Use assets		-	60.29	60.29
Financial assets		-	-	-
Investments		-	-	-
Others		615.23	178.54	436.69
Other Non Current assets		-	155.81	155.81
Deferred tax Assets(net)		1.52	19.16	20.69
Total non-current assets		998.66	66.45	1,065.11
Current assets				
Inventories		550.85	-	550.85
Financial assets		-	-	-
Trade Receivable		1,086.62	0.00	1,086.62
Cash and cash equivalents		9.67	-	9.67
Other Bank Balances		-	-	-
Loans		-	-	-
Others		-	-	-
Income tax assets (net)		2.69	0.36	3.05
Other current assets		192.65	19.11	211.76
Total current assets		1,842.48	19.46	1,861.94
Total assets		2,841.14	85.92	2,927.05
Equity				
Equity share capital		60.90	-	60.90
Other equity		1,490.67	23.64	1,514.31
Total equity		1,551.57	23.64	1,575.21
Non-current liabilities				
Financial liabilities				
Long term borrowings		230.38	-	230.38
Lease liabilities		-	57.68	57.68
Other Non current financial liabilities		-	-	-
Long term provisions		29.55	-	29.55
Provisions		-	-	-
Total non-current liabilities		259.93	57.68	317.60
Current liabilities				
Financial liabilities				
Borrowings		488.39	-	488.39
Lease Liabilities		-	4.60	4.60
Trade payables		-	-	-
Total outstanding dues of micro enterprises and small enterprises		-	-	-
Total outstanding dues of creditors other than micro enterprises and small enterprises		436.01	-	436.01
Other financial liabilities		26.89	-	26.89
Other current liabilities		23.25	-	23.25
Income tax liabilities		-	-	-
Short Term Provision		55.10	-	55.10
Total current liabilities		1,029.64	4.60	1,034.24
Total equity and liabilities		2,841.14	85.92	2,927.05

*The previous GAAP figures have been reclassified to conform to Ind AS presentation requirements i.e. basis Division II of Schedule III for the purpose of this note. After reclassification, effect has been given for transition adjustments.



Pavna Auto Engineering Private Limited
Notes to the financial statements for the year ended 31 March 2023
(All amounts are in lacs(₹), unless otherwise specified)

3 Reconciliation of total comprehensive income presented in the statement of profit and loss prepared as per previous GAAP and as per Ind AS for the year ended 31 March 2022:

Particulars	Note	Previous GAAP*	Effect of transition to Ind AS ^A	Ind AS
Revenue				
Revenue from operations		4,687.33	0.00	4,687.33
Other income		1.06	16.86	17.92
Total revenue		4,688.39	16.86	4,705.25
Expenses				
Cost of materials consumed		3,333.29	-	3,333.29
Change in Inventory of finished goods		269.39	-	269.39
Employee benefits expense		560.02	6.00	565.91
Finance costs		63.55	25.18	88.73
Depreciation and Amortisation Expenses		51.85	6.04	57.89
Other expenses		699.67	-10.32	689.35
Total expenses		4,438.98	26.90	4,465.77
Profit before tax		249.42	(10.05)	239.48
Tax expense				
Current tax		63.22	-	63.22
Deferred tax		2.54	-3.52	0.97
Earlier years tax adjustments (net)		-	-	-
Mat Credit adjustments		-	-	-
Profit for the year		183.66	(6.53)	177.24
Other comprehensive income				
Items that will not be reclassified to profit or loss				
Re-measurements of the defined benefit plans		-	5.89	5.89
Income tax relating to above item	D3	-	(1.48)	1.48
Total comprehensive income for the year		183.66	(2.12)	181.65

*The previous GAAP figures have been reclassified to confirm to Ind AS presentation requirements i.e. basis Division II of Schedule III for the purpose of this note. After reclassification, effect has been given for transition adjustments.

B Ind AS optional exemptions

1 Deemed cost for Property, plant and equipment and intangible assets

Ind As 101 permits a first time adopter to elect to continue with the carrying value of all of its Property, plant and equipment as recognised in financial statements as at the date of transition to Ind AS, measured as per previous GAAP and use its deemed cost as at the date of transition. This exemption can also be used for intangible assets covered by the Ind As 38 intangible assets. Accordingly, the company has elected to measure all of its Property, plant and equipment (including capital work in progress, if any) and intangible assets at their previous GAAP carrying value.

B Ind AS mandatory exceptions

1 Estimates

An entity's estimates in accordance with Ind ASs at the date of transition to Ind AS shall be consistent with estimates made for the same date in accordance with previous GAAP (after adjustments to reflect any difference in accounting policies), unless there is objective evidence that those estimates were in error.

Ind AS estimates as at 1 April 2021 are consistent with the estimates as at the same date made in conformity with previous GAAP. The Company made estimates for following items in accordance with Ind AS at the date of transition as these were not required under previous GAAP:

2 Classification and measurement of financial assets and liabilities

Classification of financial asset is required to be made on the basis of the facts and circumstances that exist at the date of transition to Ind AS. Further, if it is impracticable for the Company to apply retrospectively the effective interest method in Ind AS 109, the fair value of the financial asset or the financial liability at the date of transition to Ind AS shall be the new gross carrying amount of that financial asset or the new amortised cost of that financial liability at the date of transition to Ind AS.



Pavna Auto Engineering Private Limited

Notes to the financial statements for the year ended 31 March 2023

(All amounts are in lacs(₹), unless otherwise specified)

C Reconciliations between Previous GAAP and Ind AS

Ind AS 101 requires an entity to reconcile equity, total comprehensive income and cash flows for prior periods. The following tables represent the reconciliations from Previous GAAP to Ind AS.

1 Reconciliation of total equity as at 31 March 2022 and 1 April 2021

Particulars	Notes to first time adoption	31 March 2022	1 April 2021
Total equity (shareholder's funds) as per Previous GAAP		1,735.23	1,551.57
Adjustments:			
Effective Interest rate adjustment on term loan		-	-
Security deposit valued at amortised cost	2	(5.87)	(3.26)
Amortization & Interest cost of Right of Use assets	1	(4.09)	(1.99)
Change in Depreciation	3	10.38	9.73
Change in Deferred Tax due to above adjustments	4	21.20	19.16
Total adjustments		21.63	23.64
Total equity as per Ind AS		1,756.85	1,575.21

2 Reconciliation of total comprehensive income for the year ended 31 March 2022

Particulars	Notes to first time adoption	31 March 2022
Profit after tax as per Previous GAAP		183.66
Adjustments:		
Security deposit valued at amortised cost	2 -	2.61
Amortization & Interest cost of Right of Use assets	1 -	2.10
Change in Depreciation	3	0.66
Change in Deferred Tax due to above adjustments	4	2.03
Remeasurement of defined benefit obligations reclassified to OCI (net of tax)	5 -	4.41
Total adjustments		(6.42)
Profit for the year		177.24
Other comprehensive income		
Remeasurement of defined benefit obligations reclassified to OCI (net of tax)	5	4.41
Total comprehensive income for the year		181.65

3 Impact of restatement adjustment on the cash flows statement for the year ended 31 March 2022

The restatement adjustment has not made a material impact on the statement of cash flows.



Pavna Auto Engineering Private Limited

Notes to the financial statements for the year ended 31 March 2023

(All amounts are in lacs(₹), unless otherwise specified)

D Notes to first time adoption

1 Lease Accounting

Under previous GAAP, Rent was accounted in profit and loss account but at time of transition in line with Ind As, Lease having Right in terms of Ind As 116 been recognised as Right of Use assets and Corrospoding Lease Liability.

2 Security Deposit

Under previous GAAP, security deposits were initially recognized at transaction price. Subsequently, finance income was recognized based on contractual terms, if any. Under Ind AS, such security deposits are initially recognized at fair value and subsequently carried at amortised cost determined using the effective interest rate. Any difference between transaction price and fair value is recognised in statement of profit and loss unless it quantifies for recognition as some other type of asset.

3 Property, Plant and Equipment

During the year, Company have corrected Depreicaiton calculation and corosponding impact shown in Profit and loss account

4 Tax impact on adjustments

Retained earnings and statement of profit and loss has been adjusted consequent to the Ind AS transition adjustments with corresponding impact to deferred tax, wherever applicable.

5 Other comprehensive income

Under Ind AS, all items of income and expense recognised in a period should be included in profit and loss for the period, unless a standard requires or permits otherwise. Items of income and expense that are not recognised profit and loss but are shown in the statement of profit and loss as 'other comprehensive income' includes re-measurements of defined benefit plans and their corresponding income tax effects. The concept of other comprehensive income did not exist under previous GAAP.

For Arun Varshney & Associates

Chartered Accountants

Firm's Registration No.: 005560C



Arun Kumar
Partner

Membership No.: 073299



For and on behalf of the Board of Directors of

Pavna Auto Engineering Private Limited



Swapnil Jain
Director
DIN: 01542555



Priya Jain
Director
DIN: 03355623

Place: Aligarh

Date: 25/05/2023